

EVERSOURCE

Account Number: **5173 310 9086**

Statement Date: 10/16/20

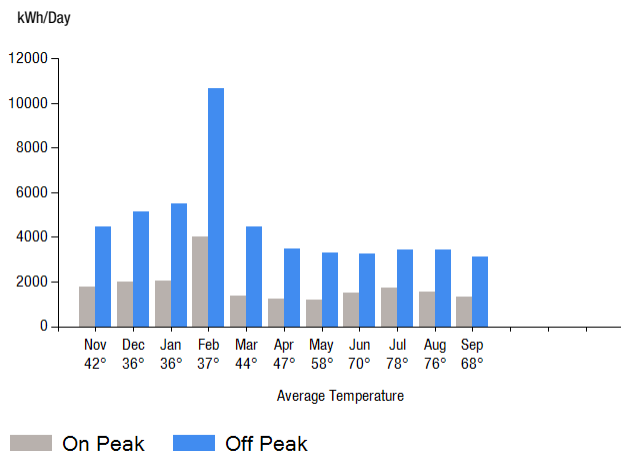
Service Provided To:
TEN TEN WASHINGTON RSK LLC

Payment will be sent to bank
for processing on 11/08/20

\$11,948.30

Amount Due On 09/29/20	\$13,160.72
Last Payment Received On 09/18/20	-\$13,160.72
Balance Forward	\$0.00
Total Current Charges	\$11,948.30

Electric Usage History - Kilowatt Hours (kWh)



Current Charges for Electricity

Supply

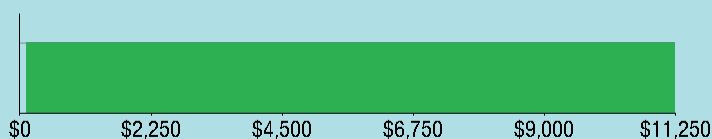
\$0.00

Your supplier will bill you directly
for this charge.

Delivery

\$11,243.84

Cost to deliver electricity
from Eversource



Your electric supplier is

DIRECT ENERGY BUSINESS, LLC
1001 LIBERTY AVE
PITTSBURGH PA 15222-3714
888-925-9115

News For You

If you are having trouble paying your Eversource bill, we're here to help. Enroll in a payment plan to pay a past-due balance over a period of up to 24 months, or Budget Billing to avoid seasonal spikes on your bill. For eligible customers, financial assistance programs can help you eliminate overdue balances. For more information, visit Eversource.com/BillHelp.

Remit Payment To: Eversource, PO Box 56002, Boston, MA 02205-6002

CE_201016PROD.TXT

EVERSOURCE

Account Number: **5173 310 9086**

Please make your check payable to Eversource and consider adding \$1 for Operation Fuel.

To add more or make a payment today, visit Eversource.com. If mailing, please allow up to 5 business days to post.

Payment will be sent to bank
for processing on 11/08/20

\$11,948.30

Amount Enclosed

TEN TEN WASHINGTON RSK LLC
C/O NEW ENGLAND INVESTMENT PA
STE 2007
470 WEST AVE
STAMFORD CT 06902-6359

Eversource
PO Box 56002
Boston, MA 02205-6002

5173310908643 0011948306 0011948306

EVERSOURCE

Account Number: **5173 310 9086**

Customer name key: TEN

Statement Date: 10/16/20

Service Provided To:
TEN TEN WASHINGTON RSK LLC

**Svc Addr: 1010 WASHINGTON BLVD
STAMFORD CT 06901**

Serv Ref: 227092003 **Bill Cycle: 20**
Service from 09/01/20 - 09/29/20 **28 Days**
Next read date on or about: Oct 29, 2020

Meter Number	Current Read	Previous Read	Current Usage	Reading Type
028573601	8732	8706	26	On Peak
028573601	18000	17939	61	Off Peak

Total Demand Use = 342.70 kW

26 X Meter Constant of 1,440 = 37440 Billed Usage

61 X Meter Constant of 1,440 = 87840 Billed Usage

Max Off-Peak Demand: 342.7 kW

Max On-Peak Demand: 316.8 kW

Max Off-Peak Demand: 351.4 kVA

Max On-Peak Demand: 361.4 kVA

Monthly kWh Use - On Peak

Nov	Dec	Jan	Feb	Mar	Apr	May
47520	63360	54720	120960	38880	43200	37440
Jun	Jul	Aug	Sep			
44640	53280	47520	37440			

Monthly kWh Use - Off Peak

Nov	Dec	Jan	Feb	Mar	Apr	May
120960	164160	148320	319680	125280	122400	102240
Jun	Jul	Aug	Sep			
97920	106560	106560	87840			

Payment will be sent to bank
for processing on 11/08/20

\$11,948.30

Electric Account Summary

Amount Due On 09/29/20	\$13,160.72
Last Payment Received On 09/18/20	-\$13,160.72
Balance Forward	\$0.00
Current Charges/Credits	
Electric Supply Services	\$0.00
Delivery Services	\$11,243.84
Other Charges or Credits	\$704.46
Total Current Charges	\$11,948.30
Total Amount Due	\$11,948.30

Total Charges for Electricity

Delivery

(DISTRIBUTION RATE: 056)

Service Reference: 227092003

Prod/Trans Dmd Chrg	361.40KVA X \$7.83000	\$2,829.76
Distr Cust Srvc Chrg		\$350.00
Distribution Dmd Chrg	650.90KVA X \$8.06000	\$5,246.25
Electric Sys Improvements***	650.90KVA X \$0.41000	\$266.87
Revenue Adj Mech On-Pk	37440.00kWh X \$-0.00011	-\$4.12
Revenue Adj Mech Off-Pk	87840.00kWh X \$-0.00011	-\$9.66
Prod/Trans CTA Dmd Chrg	361.40KVA X \$-0.07000	-\$25.30
FMCC Delivery Chrg On-Pk	37440.00kWh X \$0.02902	\$1,086.51
FMCC Delivery Chrg Off-Pk	87840.00kWh X \$0.00642	\$563.93
Combined PBC - On-Pk*	37440.00kWh X \$0.00750	\$280.80
Combined PBC - Off-Pk*	87840.00kWh X \$0.00750	\$658.80
Subtotal Delivery Services		\$11,243.84
Total Cost of Electricity		\$11,243.84

Other Charges or Credits

6.35% CT Sales Tax after Exemption of \$150.00

CT Sales Tax Delivery	\$704.46
Subtotal Other Charges or Credits	\$704.46

CE_201016PROD.TXT

Explanation of your charges

*The Combined Public Benefits Charge represents a combination of three charges formerly know as: Conservation and Load Mgmt Charge, Renewable Energy Investment Charge, and Systems Benefits Charge. This charge also includes the Conservation Adjustment Mechanism approved by the Public Utilities Regulatory Authority in Docket No. 13-11-14.

**Effective January 1, 2007, the Generation Services Charge (GSC) and the Bypassable Federally Mandated Congestion Charge (BFMCC) have been combined into the "GSC Charge" listed in the Supplier Services section of your bill. The GSC reflects all of the cost of procuring energy from Eversource wholesale suppliers. The BFMCC portion of this line item is -\$0.00070 / kWh. If you multiply this BFMCC rate by the number of kWhs on your bill, you can calculate the dollar amount associated with the BFMCC.

***Electric System Improvements: Recovers company investments that protect, strengthen or modernize the electric grid.



Account Number: 5173 310 9086

Customer name key: TEN

Statement Date: 10/16/20

Service Provided To:
TEN TEN WASHINGTON RSK LLC

Payment will be sent to bank
for processing on 11/08/20

\$11,948.30

Continued from previous page...

Total Current Charges

\$11,948.30

Continued from previous page...

Contact Information

Emergency: 800-286-2000

www.eversource.com

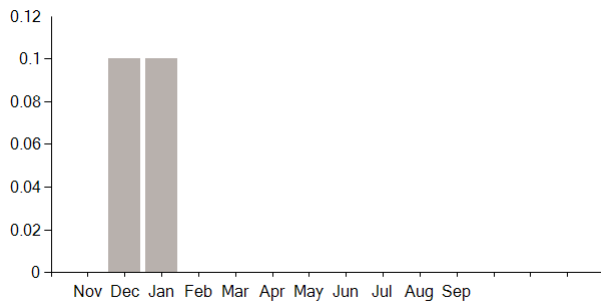
BusinessCenterCT@eversource.com

Pay by Phone: 888-783-6618

Customer Service: 888-783-6617

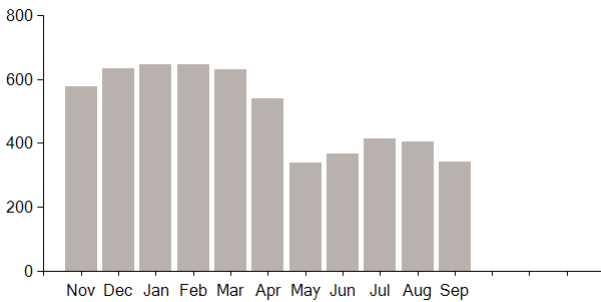
Supply Rate

Dollars / kWh



Demand Profile

Max. Demand



Important Messages About Your Account

Please note: Payment processes differ for each bank. Therefore, it may take longer than the date that appears on your bill for the funds to be deducted from your bank account.

Distribution Demand based on ratchet

Max KW vs Max KVA Ratio = $316.800/361.400=0.880$

Power Factor at Max KVA = $0.000/361.400=0.00080$