

EVERSOURCE

Account Number: **5173 310 9086**

Statement Date: 12/01/20

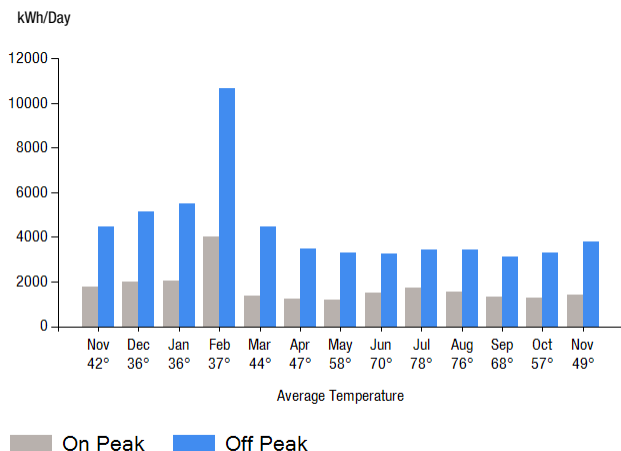
Service Provided To:
TEN TEN WASHINGTON RSK LLC

Payment will be sent to bank
for processing on 12/24/20

\$26,969.39

Amount Due On 11/26/20	\$23,586.78
Last Payment Received On 11/23/20	-\$23,586.78
Balance Forward	\$0.00
Total Current Charges	\$26,969.39

Electric Usage History - Kilowatt Hours (kWh)



Current Charges for Electricity

Supply

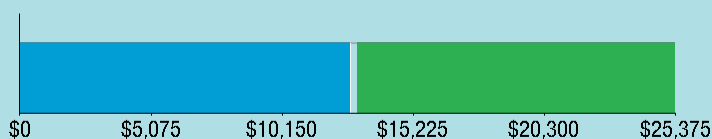
\$12,800.59

Cost of electricity from DIRECT
ENERGY BUSINESS, LLC

Delivery

\$12,567.45

Cost to deliver electricity
from Eversource



Your electric supplier is

DIRECT ENERGY BUSINESS, LLC
1001 LIBERTY AVE
PITTSBURGH PA 15222-3714
888-925-9115

News For You

Need help paying your bill? You may qualify for protection from service disconnection through the Winter Protection Plan, or special programs to help, like our Matching Payment Program, which helps reduce your past-due balance with affordable monthly payments. You can also take advantage of free energy efficiency programs to reduce your total bill. See the enclosed insert 'Eversource Payment Options and Programs to Help You' for more information or visit Eversource.com/BillHelp.

Remit Payment To: Eversource, PO Box 56002, Boston, MA 02205-6002

CE_201201PROD.TXT

EVERSOURCE

Account Number: **5173 310 9086**

Please make your check payable to Eversource and consider adding \$1 for Operation Fuel.

To add more or make a payment today, visit Eversource.com. If mailing, please allow up to 5 business days to post.

Payment will be sent to bank
for processing on 12/24/20

\$26,969.39

Amount Enclosed

TEN TEN WASHINGTON RSK LLC
C/O NEW ENGLAND INVESTMENT PA
STE 2007
470 WEST AVE
STAMFORD CT 06902-6359

Eversource
PO Box 56002
Boston, MA 02205-6002

5173310908643 0026969394 0026969394

EVERSOURCE

Account Number: **5173 310 9086**

Customer name key: TEN

Statement Date: 12/01/20

Service Provided To:
TEN TEN WASHINGTON RSK LLC

**Svc Addr: 1010 WASHINGTON BLVD
STAMFORD CT 06901**

Serv Ref: 227092003 **Bill Cycle: 20**
Service from 10/29/20 - 12/01/20 **33 Days**
Next read date on or about: Dec 31, 2020

Meter Number	Current Read	Previous Read	Current Usage	Reading Type
028573601	8791	8759	32	On Peak
028573601	18156	18069	87	Off Peak

Total Demand Use = 529.90 kW

32 X Meter Constant of 1,440 = 46080 Billed Usage

87 X Meter Constant of 1,440 = 125280 Billed Usage

Max Off-Peak Demand: 529.9 kW

Max On-Peak Demand: 419 kW

Max Off-Peak Demand: 537.1 kVA

Max On-Peak Demand: 424.8 kVA

Monthly kWh Use - On Peak

Nov	Dec	Jan	Feb	Mar	Apr	May
47520	63360	54720	120960	38880	43200	37440
Jun	Jul	Aug	Sep	Oct	Nov	
44640	53280	47520	37440	38880	46080	

Monthly kWh Use - Off Peak

Nov	Dec	Jan	Feb	Mar	Apr	May
120960	164160	148320	319680	125280	122400	102240
Jun	Jul	Aug	Sep	Oct	Nov	
97920	106560	106560	87840	99360	125280	

Payment will be sent to bank
for processing on 12/24/20

\$26,969.39

Electric Account Summary

Amount Due On 11/26/20	\$23,586.78
Last Payment Received On 11/23/20	-\$23,586.78
Balance Forward	\$0.00
Current Charges/Credits	
Electric Supply Services	\$12,800.59
Delivery Services	\$12,567.45
Other Charges or Credits	\$1,601.35
Total Current Charges	\$26,969.39
Total Amount Due	\$26,969.39

Total Charges for Electricity

Supplier

DIRECT ENERGY BUSINESS

Service Reference: 227092003

Generation Srvc Chrg**	171360.00kWh X \$0.07470	\$12,800.59
Subtotal Supplier Services		\$12,800.59

Delivery

(DISTRIBUTION RATE: 056)

Service Reference: 227092003

Prod/Trans Dmd Chrg	424.80KVA X \$7.83000	\$3,326.18
Distr Cust Srvc Chrg		\$350.00
Distribution Dmd Chrg	650.90KVA X \$8.06000	\$5,246.25
Electric Sys Improvements***	650.90KVA X \$0.41000	\$266.87
Revenue Adj Mech On-Pk	46080.00kWh X \$-0.00011	-\$5.07
Revenue Adj Mech Off-Pk	125280.00kWh X \$-0.00011	-\$13.78
Prod/Trans CTA Dmd Chrg	424.80KVA X \$-0.07000	-\$29.74
FMCC Delivery Chrg On-Pk	46080.00kWh X \$0.02902	\$1,337.24
FMCC Delivery Chrg Off-Pk	125280.00kWh X \$0.00642	\$804.30
Combined PBC - On-Pk*	46080.00kWh X \$0.00750	\$345.60
Combined PBC - Off-Pk*	125280.00kWh X \$0.00750	\$939.60
Subtotal Delivery Services		\$12,567.45
Total Cost of Electricity		\$25,368.04

CE_201201PROD.TXT

Explanation of your charges

*The Combined Public Benefits Charge represents a combination of three charges formerly know as: Conservation and Load Mgmt Charge, Renewable Energy Investment Charge, and Systems Benefits Charge. This charge also includes the Conservation Adjustment Mechanism approved by the Public Utilities Regulatory Authority in Docket No. 13-11-14.

**Effective January 1, 2007, the Generation Services Charge (GSC) and the Bypassable Federally Mandated Congestion Charge (BFMCC) have been combined into the "GSC Charge" listed in the Supplier Services section of your bill. The GSC reflects all of the cost of procuring energy from Eversource wholesale suppliers. The BFMCC portion of this line item is -\$0.00070 / kWh. If you multiply this BFMCC rate by the number of kWhs on your bill, you can calculate the dollar amount associated with the BFMCC.

***Electric System Improvements: Recovers company investments that protect, strengthen or modernize the electric grid.



Account Number: 5173 310 9086

Customer name key: TEN

Statement Date: 12/01/20

Service Provided To:
TEN TEN WASHINGTON RSK LLC

Continued from previous page...

Contact Information

Emergency: 800-286-2000

www.eversource.com

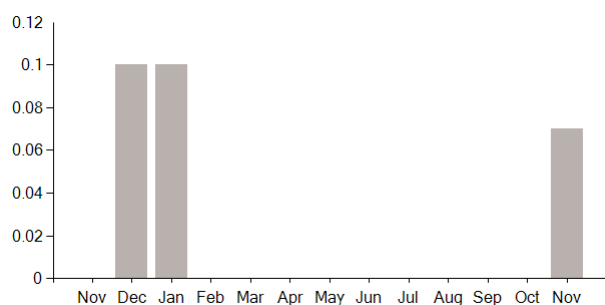
BusinessCenterCT@eversource.com

Pay by Phone: 888-783-6618

Customer Service: 888-783-6617

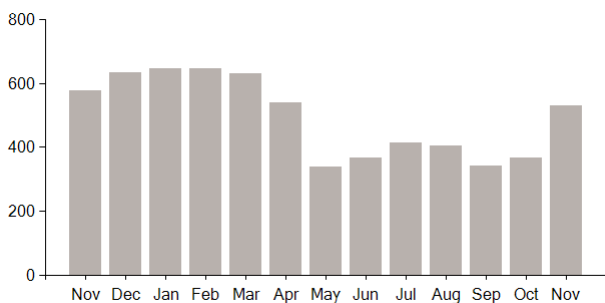
Supply Rate

Dollars / kWh



Demand Profile

Max. Demand



Important Messages About Your Account

Please note: Payment processes differ for each bank. Therefore, it may take longer than the date that appears on your bill for the funds to be deducted from your bank account.

Distribution Demand based on ratchet

Max KW vs Max KVA Ratio = $419.000/424.800=0.990$

Power Factor at Max KVA = $0.000/424.800=0.00090$

Payment will be sent to bank
for processing on 12/24/20

\$26,969.39

Continued from previous page...

Other Charges or Credits

6.35% CT Sales Tax after Exemption of \$150.00

CT Sales Tax Supplier \$812.84

CT Sales Tax Delivery \$788.51

Subtotal Other Charges or Credits \$1,601.35

Total Current Charges \$26,969.39