

EVERSOURCE

Account Number: **5159 189 8069**

Statement Date: 06/01/21

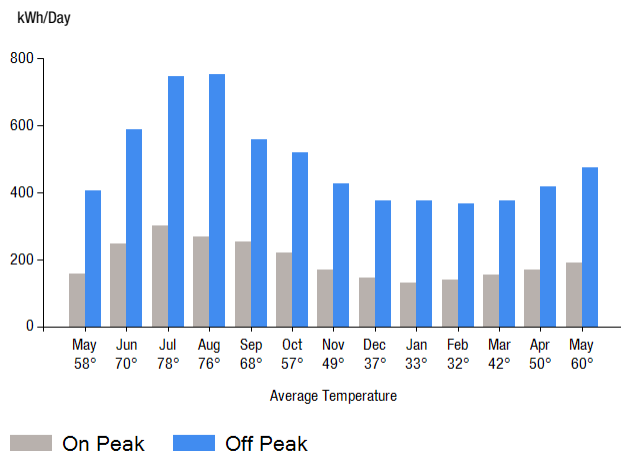
Service Provided To:
TEN TEN WASHINGTON RSK LLC

Payment will be sent to bank
for processing on 06/24/21

\$3,600.91

Amount Due On 05/31/21	\$3,228.51
Last Payment Received On 05/26/21	-\$3,228.51
Balance Forward	\$0.00
Total Current Charges	\$3,600.91

Electric Usage History - Kilowatt Hours (kWh)



Current Charges for Electricity

Supply

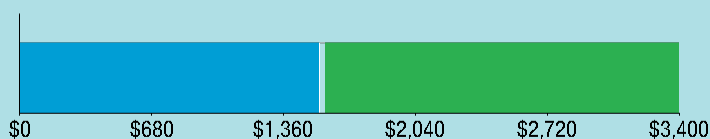
\$1,541.81

Cost of electricity from DIRECT
ENERGY BUSINESS, LLC

Delivery

\$1,853.06

Cost to deliver electricity
from Eversource



Your electric supplier is

DIRECT ENERGY BUSINESS, LLC
1001 LIBERTY AVE
PITTSBURGH PA 15222-3714
888-925-9115

News For You

Adjustments to some of the rates on your bill will take effect in June and July. The Public Utilities Regulatory Authority reviews and approves all adjustments before they go into effect. Energy use also goes up in the summer - driven by cooling cost - and may result in higher-than-usual bills. See how our energy efficiency solutions can help you save by visiting Eversource.com/home-savings.

Remit Payment To: Eversource, PO Box 56002, Boston, MA 02205-6002

CE_210601PROD.TXT

EVERSOURCE

Account Number: **5159 189 8069**

Please make your check payable to Eversource and consider adding \$1 for Operation Fuel.

To add more or make a payment today, visit Eversource.com. If mailing, please allow up to 5 business days to post.

Payment will be sent to bank
for processing on 06/24/21

\$3,600.91

Amount Enclosed

TEN TEN WASHINGTON RSK LLC
C/O NEW ENGLAND INVESTMENT PA
STE 2007
470 WEST AVE
STAMFORD CT 06902-6359

Eversource
PO Box 56002
Boston, MA 02205-6002

5159189806961 0003600919 0003600919



Account Number: 5159 189 8069

Customer name key: TEN

Statement Date: 06/01/21

Service Provided To:
TEN TEN WASHINGTON RSK LLC

Svc Addr: 1010 WASHINGTON BLVD
STAMFORD CT 06901

Serv Ref: 407681000 Bill Cycle: 20
Service from 05/01/21 - 06/01/21 31 Days
Next read date on or about: Jun 29, 2021

Meter Number	Current Read	Previous Read	Current Usage	Reading Type
051150941	21569	21495	74	On Peak
051150941	38250	38066	184	Off Peak

Total Demand Use = 63.80 kW

74 X Meter Constant of 80 = 5920 Billed Usage

184 X Meter Constant of 80 = 14720 Billed Usage

Max Off-Peak Demand: 61.2 kW

Max On-Peak Demand: 63.8 kW

Monthly kWh Use - On Peak

May	Jun	Jul	Aug	Sep	Oct	Nov
4880	7440	9280	8320	7600	6800	5120
Dec	Jan	Feb	Mar	Apr	May	
4480	4000	3920	4800	5120	5920	

Monthly kWh Use - Off Peak

May	Jun	Jul	Aug	Sep	Oct	Nov
12560	17600	23120	23360	16720	16080	12800
Dec	Jan	Feb	Mar	Apr	May	
11680	11680	10240	11600	12560	14720	

Contact Information

Emergency: 800-286-2000

www.eversource.com

BusinessCenterCT@eversource.com

Pay by Phone: 888-783-6618

Customer Service: 888-783-6617

Payment will be sent to bank
for processing on 06/24/21

\$3,600.91

Electric Account Summary

Amount Due On 05/31/21	\$3,228.51
Last Payment Received On 05/26/21	-\$3,228.51
Balance Forward	\$0.00
Current Charges/Credits	
Electric Supply Services	\$1,541.81
Delivery Services	\$1,853.06
Other Charges or Credits	\$206.04
Total Current Charges	\$3,600.91
Total Amount Due	\$3,600.91

Total Charges for Electricity

Supplier

DIRECT ENERGY BUSINESS

Service Reference: 407681000

Allocated for 05/01/21 to 05/31/21

Generation Srvc Chrg** 19973.30kWh X \$0.07470 \$1,492.01

Allocated for 05/31/21 to 06/01/21

Generation Srvc Chrg** 666.70kWh X \$0.07470 \$49.80

Subtotal Supplier Services \$1,541.81

Delivery

(DISTRIBUTION RATE: 035)

Service Reference: 407681000

Allocated for 05/01/21 to 05/31/21

Prod/Trans Dmd Chrg 63.80KW X \$7.64000 X 0.96770 \$471.69

Distr Cust Srvc Chrg \$270.0000 X 0.96770 \$261.28

Electric Sys Improvements*** 74.20KW X \$0.48000 X 0.96770 \$34.47

Distribution Dmd Chrg 74.20KW X \$8.86000 X 0.96770 \$636.18

Revenue Adj Mechanism 19973.30kWh X \$-0.00011 -\$2.20

Prod/Trans CTA Dmd Chrg 63.80KW X \$-0.07000 X 0.96770 -\$4.32

FMCC Delivery Chrg 19973.30kWh X \$0.01298 \$259.25

Comb Public Benefit Chrg* 19973.30kWh X \$0.00675 \$134.82

CE_210601PROD.TXT

Explanation of your charges

*The Combined Public Benefits Charge represents a combination of three charges formerly know as: Conservation and Load Mgmt Charge, Renewable Energy Investment Charge, and Systems Benefits Charge. This charge also includes the Conservation Adjustment Mechanism approved by the Public Utilities Regulatory Authority in Docket No. 13-11-14.

**Effective January 1, 2007, the Generation Services Charge (GSC) and the Bypassable Federally Mandated Congestion Charge (BFMCC) have been combined into the "GSC Charge" listed in the Supplier Services section of your bill. The GSC reflects all of the cost of procuring energy from Eversource wholesale suppliers. The BFMCC portion of this line item is -\$0.00050 / kWh. If you multiply this BFMCC rate by the number of kWhs on your bill, you can calculate the dollar amount associated with the BFMCC.

***Electric System Improvements: Recovers company investments that protect, strengthen or modernize the electric grid.



Account Number: 5159 189 8069

Customer name key: TEN

Statement Date: 06/01/21

Service Provided To:
TEN TEN WASHINGTON RSK LLC

Payment will be sent to bank
for processing on 06/24/21

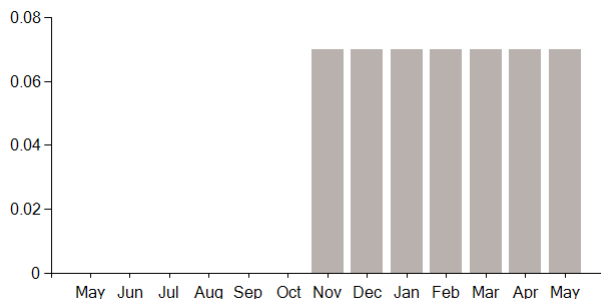
\$3,600.91

Continued from previous page...

Continued from previous page...

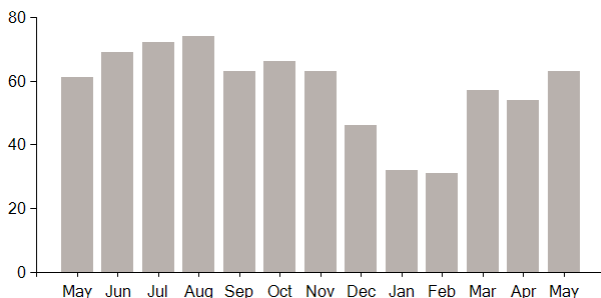
Supply Rate

Dollars / kWh



Demand Profile

Max. Demand



Important Messages About Your Account

Please note: Payment processes differ for each bank. Therefore, it may take longer than the date that appears on your bill for the funds to be deducted from your bank account.

Because the billing period spans a change in the rates, your usage has been calculated partly on the old rate and partly on the new rate.

Distribution Demand based on ratchet

Allocated for 05/31/21 to 06/01/21

Prod/Trans Dmd Chrg	63.80KW X \$8.99000 X 0.03230	\$18.53
Distr Cust Srv Chrg	\$270.0000 X 0.03230	\$8.72
Electric Sys Improvements***	74.20KW X \$0.64000 X 0.03230	\$1.53
Distribution Dmd Chrg	74.20KW X \$8.69000 X 0.03230	\$20.83
Prod/Trans CTA Dmd Chrg	63.80KW X \$-0.42000 X 0.03230	-\$0.87
FMCC Delivery Chrg	666.70kWh X \$0.01298	\$8.65
Comb Public Benefit Chrg*	666.70kWh X \$0.00675	\$4.50
Subtotal Delivery Services		\$1,853.06
Total Cost of Electricity		\$3,394.87

Other Charges or Credits

6.35% CT Sales Tax after Exemption of \$150.00

CT Sales Tax Supplier	\$97.90
CT Sales Tax Delivery	\$108.14
Subtotal Other Charges or Credits	\$206.04

Total Current Charges

\$3,600.91