



Account Number: **5173 310 9086**

Statement Date: 04/01/21

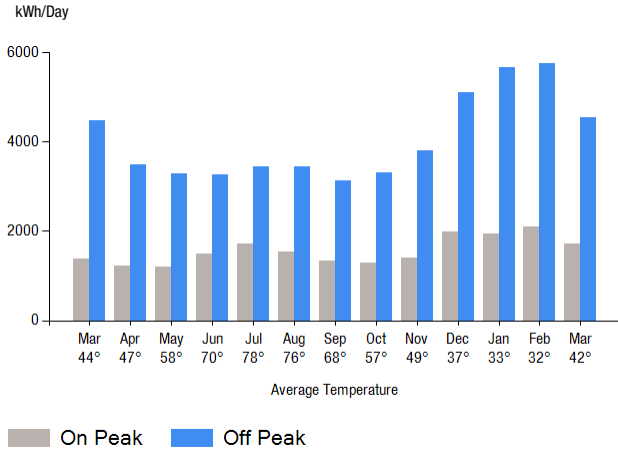
Service Provided To:
TEN TEN WASHINGTON RSK LLC

Payment will be sent to bank
for processing on 04/24/21

\$29,599.98

Amount Due On 03/29/21	\$32,605.57
Last Payment Received On 03/24/21	-\$32,605.57
Balance Forward	\$0.00
Total Current Charges	\$29,599.98

Electric Usage History - Kilowatt Hours (kWh)



Current Charges for Electricity

Supply

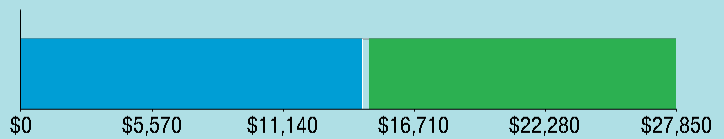
\$14,521.68

Cost of electricity from DIRECT
ENERGY BUSINESS, LLC

Delivery

\$13,319.88

Cost to deliver electricity
from Eversource



Your electric supplier is

DIRECT ENERGY BUSINESS, LLC
1001 LIBERTY AVE
PITTSBURGH PA 15222-3714
888-925-9115

News For You

If you're having trouble paying your bill, we have programs to help – even if you've never needed them before. Call us at 800-286-2828 for residential and 800-682-3637 for businesses or visit Eversource.com/BillHelp for info on payment plans and other assistance programs available to you.

Remit Payment To: Eversource, PO Box 56002, Boston, MA 02205-6002

CE_210401PROD.TXT



Account Number: **5173 310 9086**

Please make your check payable to Eversource and consider adding \$1 for Operation Fuel.

To add more or make a payment today, visit Eversource.com. If mailing, please allow up to 5 business days to post.

Payment will be sent to bank
for processing on 04/24/21

\$29,599.98

Amount Enclosed

TEN TEN WASHINGTON RSK LLC
C/O NEW ENGLAND INVESTMENT PA
STE 2007
470 WEST AVE
STAMFORD CT 06902-6359

Eversource
PO Box 56002
Boston, MA 02205-6002

5173310908643 0029599981 0029599981



Account Number: 5173 310 9086

Customer name key: TEN

Statement Date: 04/01/21

Service Provided To:
TEN TEN WASHINGTON RSK LLC

Svc Addr: 1010 WASHINGTON BLVD
STAMFORD CT 06901

Serv Ref: 227092003 Bill Cycle: 20
Service from 03/01/21 - 04/01/21 31 Days
Next read date on or about: Apr 30, 2021

Meter Number	Current Read	Previous Read	Current Usage	Reading Type
028573601	8954	8917	37	On Peak
028573601	18598	18500	98	Off Peak

Total Demand Use = 594.70 kW

37 X Meter Constant of 1,440 = 53280 Billed Usage

98 X Meter Constant of 1,440 = 141120 Billed Usage

Max Off-Peak Demand: 594.7 kW

Max On-Peak Demand: 450.7 kW

Max Off-Peak Demand: 599 kVA

Max On-Peak Demand: 455 kVA

Monthly kWh Use - On Peak

Mar	Apr	May	Jun	Jul	Aug	Sep
38880	43200	37440	44640	53280	47520	37440
Oct	Nov	Dec	Jan	Feb	Mar	
38880	46080	61920	60480	59040	53280	

Monthly kWh Use - Off Peak

Mar	Apr	May	Jun	Jul	Aug	Sep
125280	122400	102240	97920	106560	106560	87840
Oct	Nov	Dec	Jan	Feb	Mar	
99360	125280	158400	175680	161280	141120	

Payment will be sent to bank
for processing on 04/24/21

\$29,599.98

Electric Account Summary

Amount Due On 03/29/21	\$32,605.57
Last Payment Received On 03/24/21	-\$32,605.57
Balance Forward	\$0.00
Current Charges/Credits	
Electric Supply Services	\$14,521.68
Delivery Services	\$13,319.88
Other Charges or Credits	\$1,758.42
Total Current Charges	\$29,599.98
Total Amount Due	\$29,599.98

Total Charges for Electricity

Supplier

DIRECT ENERGY BUSINESS

Service Reference: 227092003

Generation Srvc Chrg**	194400.00kWh X \$0.07470	\$14,521.68
Subtotal Supplier Services		\$14,521.68

Delivery

(DISTRIBUTION RATE: 056)

Service Reference: 227092003

Prod/Trans Dmd Chrg	455.00KVA X \$7.83000	\$3,562.65
Distr Cust Srvc Chrg		\$350.00
Distribution Dmd Chrg	672.50KVA X \$8.06000	\$5,420.35
Electric Sys Improvements***	672.50KVA X \$0.41000	\$275.73
Revenue Adj Mech On-Pk	53280.00kWh X \$-0.00011	-\$5.86
Revenue Adj Mech Off-Pk	141120.00kWh X \$-0.00011	-\$15.52
Prod/Trans CTA Dmd Chrg	455.00KVA X \$-0.07000	-\$31.85
FMCC Delivery Chrg On-Pk	53280.00kWh X \$0.02902	\$1,546.19
FMCC Delivery Chrg Off-Pk	141120.00kWh X \$0.00642	\$905.99
Combined PBC - On-Pk*	53280.00kWh X \$0.00675	\$359.64
Combined PBC - Off-Pk*	141120.00kWh X \$0.00675	\$952.56
Subtotal Delivery Services		\$13,319.88

CE_210401PROD.TXT

Explanation of your charges

*The Combined Public Benefits Charge represents a combination of three charges formerly know as: Conservation and Load Mgmt Charge, Renewable Energy Investment Charge, and Systems Benefits Charge. This charge also includes the Conservation Adjustment Mechanism approved by the Public Utilities Regulatory Authority in Docket No. 13-11-14.

**Effective January 1, 2007, the Generation Services Charge (GSC) and the Bypassable Federally Mandated Congestion Charge (BFMCC) have been combined into the "GSC Charge" listed in the Supplier Services section of your bill. The GSC reflects all of the cost of procuring energy from Eversource wholesale suppliers. The BFMCC portion of this line item is -\$0.00050 / kWh. If you multiply this BFMCC rate by the number of kWhs on your bill, you can calculate the dollar amount associated with the BFMCC.

***Electric System Improvements: Recovers company investments that protect, strengthen or modernize the electric grid.



Account Number: 5173 310 9086

Customer name key: TEN

Statement Date: 04/01/21

Service Provided To:
TEN TEN WASHINGTON RSK LLC

Continued from previous page...

Contact Information

Emergency: 800-286-2000

www.eversource.com

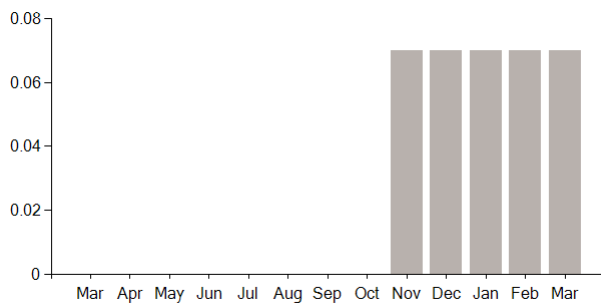
BusinessCenterCT@eversource.com

Pay by Phone: 888-783-6618

Customer Service: 888-783-6617

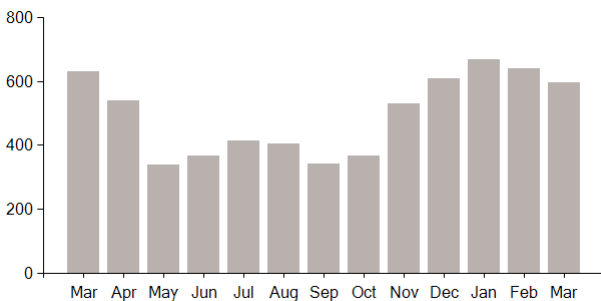
Supply Rate

Dollars / kWh



Demand Profile

Max. Demand



Important Messages About Your Account

Please note: Payment processes differ for each bank. Therefore, it may take longer than the date that appears on your bill for the funds to be deducted from your bank account.

Distribution Demand based on ratchet

Max KW vs Max KVA Ratio = $450.700/455.000=0.990$

Power Factor at Max KVA = $450.700/455.000=0.990$

Payment will be sent to bank
for processing on 04/24/21

\$29,599.98

Continued from previous page...

Total Cost of Electricity **\$27,841.56**

Other Charges or Credits

6.35% CT Sales Tax after Exemption of \$150.00

CT Sales Tax Supplier \$922.13

CT Sales Tax Delivery \$836.29

Subtotal Other Charges or Credits \$1,758.42

Total Current Charges **\$29,599.98**