



Account Number: **5159 189 8069**

Statement Date: **03/02/22**

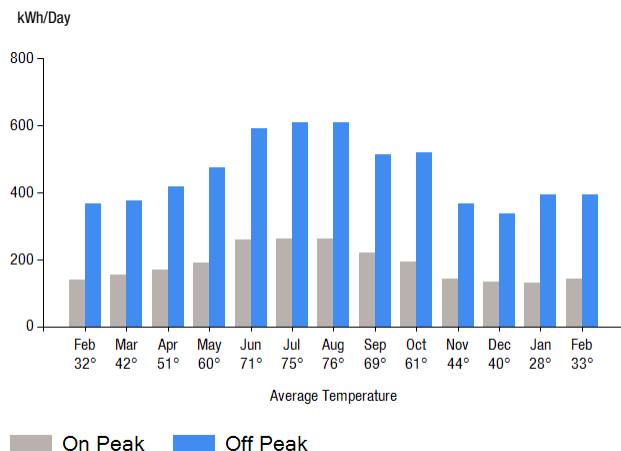
Service Provided To:  
**TEN TEN WASHINGTON RSK LLC**

Payment will be sent to bank  
for processing on 03/25/22

**\$3,027.66**

Amount Due On 03/01/22	\$2,840.21
Last Payment Received On 02/24/22	-\$2,840.21
Balance Forward	\$0.00
Total Current Charges	\$3,027.66

### Electric Usage History - Kilowatt Hours (kWh)



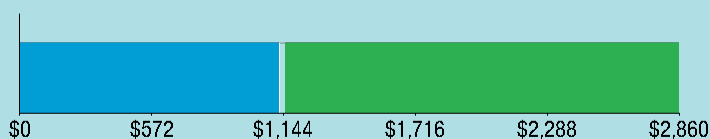
### Current Charges for Electricity

**Supply**  
**\$1,123.49**

Cost of electricity from DIRECT  
ENERGY BUSINESS, LLC

**Delivery**  
**\$1,731.09**

Cost to deliver electricity  
from Eversource



#### Your electric supplier is

DIRECT ENERGY BUSINESS, LLC  
1001 LIBERTY AVE  
PITTSBURGH PA 15222-3714  
888-925-9115

### News For You

As temperatures go down, energy bills go up. The market cost of electricity is higher than normal this winter, driven by the high cost and decreased supply of natural gas, which is used to generate electricity. We are here to help you manage your energy use and bill. Visit [Eversource.com](http://Eversource.com).

Remit Payment To: Eversource, PO Box 56002, Boston, MA 02205-6002

CE\_220302PROD.TXT



Account Number: **5159 189 8069**

Non-residential customers may be subject to a 1.00% late payment charge if the "Total Amount Due" is not received by 03/30/22.

Please make your check payable to Eversource and consider adding \$1 for Operation Fuel.

To add more or make a payment today, visit [Eversource.com](http://Eversource.com). If mailing, please allow up to 5 business days to post.

Payment will be sent to bank  
for processing on 03/25/22

**\$3,027.66**

**Amount Enclosed**

TEN TEN WASHINGTON RSK LLC  
C/O NEW ENGLAND INVESTMENT PA  
STE 2007  
470 WEST AVE  
STAMFORD CT 06902-6359

Eversource  
PO Box 56002  
Boston, MA 02205-6002

5159189806961 0003027664 0003027664

# EVERSOURCE

Account Number: **5159 189 8069**

Customer name key: TEN

Statement Date: 03/02/22

Service Provided To:  
TEN TEN WASHINGTON RSK LLC

**Svc Addr: 1010 WASHINGTON BLVD  
STAMFORD CT 06901**

**Serv Ref: 407681000**

**Service from 02/01/22 - 02/03/22**

**Bill Cycle: 20**

**2 Days**

Old Meter Number	Current Read	Previous Read	Current Usage	Reading Type
051150941	22189	22184	5	On Peak
051150941	39769	39757	12	Off Peak

Total Demand Use = 31.20 kW

5 X Meter Constant of 80 = 400 Billed Usage

12 X Meter Constant of 80 = 960 Billed Usage

Max Off-Peak Demand: 31.2 kW

Max On-Peak Demand: 31.2 kW

## Monthly kWh Use - On Peak

Feb	Mar	Apr	May	Jun	Jul	Aug
3920	4800	5120	5920	7760	8160	8160
Sep	Oct	Nov	Dec	Jan	Feb	
6640	6000	4240	4160	4080	4000	

## Monthly kWh Use - Off Peak

Feb	Mar	Apr	May	Jun	Jul	Aug
10240	11600	12560	14720	17680	18880	18880
Sep	Oct	Nov	Dec	Jan	Feb	
15360	16080	11040	10400	12240	11040	

Payment will be sent to bank  
for processing on 03/25/22

**\$3,027.66**

## Electric Account Summary

Amount Due On 03/01/22	\$2,840.21
Last Payment Received On 02/24/22	-\$2,840.21
Balance Forward	\$0.00
Current Charges/Credits	
Electric Supply Services	\$1,123.49
Delivery Services	\$1,731.09
Other Charges or Credits	\$173.08
Total Current Charges	\$3,027.66
<b>Total Amount Due</b>	<b>\$3,027.66</b>

## Total Charges for Electricity

### Supplier

DIRECT ENERGY BUSINESS

Service Reference: 407681000

Generation Srvc Chrg**	15040.00kWh X \$0.07470	\$1,123.49
Subtotal Supplier Services		\$1,123.49

### Delivery

(DISTRIBUTION RATE: 035)

Service Reference: 407681000

Prod/Trans Dmd Chrg	49.00KW X \$9.43000	\$462.07
Distr Cust Srvc Chrg		\$270.00
Distribution Dmd Chrg	77.10KW X \$8.69000	\$670.00
Electric Sys Improvements***	77.10KW X \$0.64000	\$49.34
Revenue Adj Mechanism	15040.00kWh X \$0.00162	\$24.36
TS Isaias Performance Penalty	15040.00kWh X \$-0.00140	-\$21.06
Prod/Trans CTA Dmd Chrg	49.00KW X \$-0.42000	-\$20.58
FMCC Delivery Chrg	15040.00kWh X \$0.01298	\$195.22
Comb Public Benefit Chrg*	14502.90kWh X \$0.00675	\$97.89
Comb Public Benefit Chrg*	537.10kWh X \$0.00717	\$3.85
Subtotal Delivery Services		\$1,731.09

**Total Cost of Electricity** **\$2,854.58**

CE\_220302PROD.TXT

### Explanation of your charges

\*The Combined Public Benefits Charge represents a combination of three charges formerly known as: Conservation and Load Mgmt Charge, Renewable Energy Investment Charge, and Systems Benefits Charge. This charge also includes the Conservation Adjustment Mechanism approved by the Public Utilities Regulatory Authority in Docket No. 13-11-14.

\*\*Effective January 1, 2007, the Generation Services Charge (GSC) and the Bypassable Federally Mandated Congestion Charge (BFMCC) have been combined into the "GSC Charge" listed in the Supplier Services section of your bill. The GSC reflects all of the cost of procuring energy from Eversource wholesale suppliers. The BFMCC portion of this line item is -\$0.0009 / kWh. If you multiply this BFMCC rate by the number of kWhs on your bill, you can calculate the dollar amount associated with the BFMCC.

\*\*\*Electric System Improvements: Recovers company investments that protect, strengthen or modernize the electric grid.



Account Number: 5159 189 8069

Customer name key: TEN

Statement Date: 03/02/22

Service Provided To:  
TEN TEN WASHINGTON RSK LLC

Continued from previous page...

Svc Addr: 1010 WASHINGTON BLVD  
STAMFORD CT 06901

Serv Ref: 407681000

Service from 02/03/22 - 03/01/22

Next read date on or about: Mar 29, 2022

Bill Cycle: 20

26 Days

New Meter Number	Current Read	Previous Read	Current Usage	Reading Type
081239681	45	0	45	On Peak
081239681	126	0	126	Off Peak

Total Demand Use = 49.00 kW

45 X Meter Constant of 80 = 3600 Billed Usage

126 X Meter Constant of 80 = 10080 Billed Usage

Max Off-Peak Demand: 47.4 kW

Max On-Peak Demand: 49 kW

1,360 + 13,680 = 15,040 Total Billed Usage

The information above indicates a meter change occurred during the billing period.

#### Monthly kWh Use - On Peak

Feb	Mar	Apr	May	Jun	Jul	Aug
3920	4800	5120	5920	7760	8160	8160
Sep	Oct	Nov	Dec	Jan	Feb	
6640	6000	4240	4160	4080	4000	

#### Monthly kWh Use - Off Peak

Feb	Mar	Apr	May	Jun	Jul	Aug
10240	11600	12560	14720	17680	18880	18880
Sep	Oct	Nov	Dec	Jan	Feb	
15360	16080	11040	10400	12240	11040	

#### Contact Information

Emergency: 800-286-2000

www.eversource.com

BusinessCenterCT@eversource.com

Pay by Phone: 888-783-6618

Customer Service: 888-783-6617

Payment will be sent to bank  
for processing on 03/25/22

**\$3,027.66**

Continued from previous page...

#### Other Charges or Credits

6.35% CT Sales Tax after Exemption of \$150.00

CT Sales Tax Supplier \$71.34

CT Sales Tax Delivery \$101.74

Subtotal Other Charges or Credits \$173.08

#### Total Current Charges

**\$3,027.66**



Account Number: 5159 189 8069

Customer name key: TEN

Statement Date: 03/02/22

Service Provided To:  
TEN TEN WASHINGTON RSK LLC

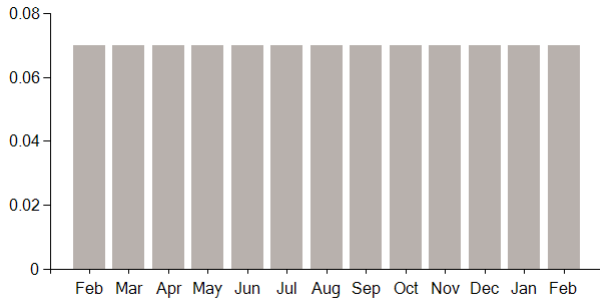
Payment will be sent to bank  
for processing on 03/25/22

**\$3,027.66**

Continued from previous page...

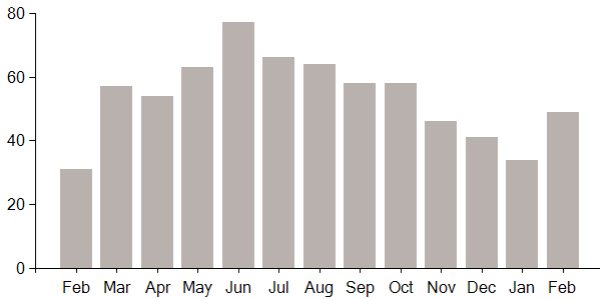
#### Supply Rate

Dollars / kWh



#### Demand Profile

Max. Demand



#### Important Messages About Your Account

Please note: Payment processes differ for each bank. Therefore, it may take longer than the date that appears on your bill for the funds to be deducted from your bank account.

Because the billing period spans a change in the rates, your usage has been calculated partly on the old rate and partly on the new rate.

Distribution Demand based on ratchet