

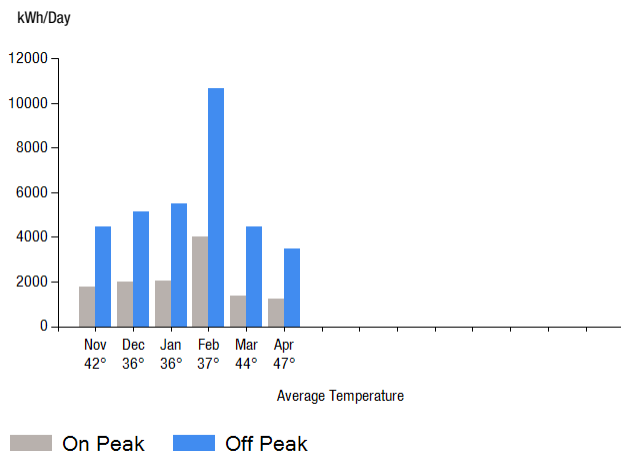


Account Number: **5173 310 9086**

Statement Date: 05/01/20

Service Provided To:
TEN TEN WASHINGTON RSK LLC

Electric Usage History - Kilowatt Hours (kWh)



No Payment Due

Amount Due On 04/24/20	-\$20,045.72
Last Payment Received	\$0.00
Balance Forward	-\$20,045.72
Total Current Charges	\$12,942.88

Current Charges for Electricity

Supply

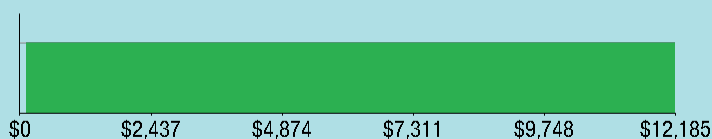
\$0.00

Your supplier will bill you directly for this charge.

Delivery

\$12,179.03

Cost to deliver electricity from Eversource



Your electric supplier is

DIRECT ENERGY BUSINESS, LLC
1001 LIBERTY AVE
PITTSBURGH PA 15222-3714
888-925-9115

News For You

For ways to reduce your home's overall energy consumption, check out Eversource's free Energy Savings Plan tool on Eversource.com under Save Energy & Money.

Remit Payment To: Eversource, PO Box 56002, Boston, MA 02205-6002

CE_200501PROD.TXT



Account Number: **5173 310 9086**

TEN TEN WASHINGTON RSK LLC
C/O NEW ENGLAND INVESTMENT PA
STE 2007
470 WEST AVE
STAMFORD CT 06902-6359

Please make your check payable to Eversource and consider adding \$1 for Operation Fuel.

To add more or make a payment today, visit Eversource.com. If mailing, please allow up to 5 business days to post.

No Payment Due

Amount Enclosed

Eversource
PO Box 56002
Boston, MA 02205-6002

5173310908643 0007102842 0012942884

EVERSOURCE

Account Number: **5173 310 9086**

Customer name key: TEN

Statement Date: 05/01/20

Service Provided To:
TEN TEN WASHINGTON RSK LLC

**Svc Addr: 1010 WASHINGTON BLVD
STAMFORD CT 06901**

Serv Ref: 227092003 **Bill Cycle: 20**
Service from 03/27/20 - 05/01/20 **35 Days**
Next read date on or about: May 29, 2020

Meter Number	Current Read	Previous Read	Current Usage	Reading Type
028573601	8579	8549	30	On Peak
028573601	17652	17567	85	Off Peak

Total Demand Use = 538.60 kW

30 X Meter Constant of 1,440 = 43200 Billed Usage

85 X Meter Constant of 1,440 = 122400 Billed Usage

Max Off-Peak Demand: 538.6 kW

Max On-Peak Demand: 410.4 kW

Max Off-Peak Demand: 541.4 kVA

Max On-Peak Demand: 416.2 kVA

Monthly kWh Use - On Peak

Nov	Dec	Jan	Feb	Mar	Apr
47520	63360	54720	120960	38880	43200

Monthly kWh Use - Off Peak

Nov	Dec	Jan	Feb	Mar	Apr
120960	164160	148320	319680	125280	122400

No Payment Due

Electric Account Summary

Amount Due On 04/24/20	-\$20,045.72
Last Payment Received	\$0.00
Balance Forward	-\$20,045.72
Current Charges/Credits	
Electric Supply Services	\$0.00
Delivery Services	\$12,179.03
Other Charges or Credits	\$763.85
Total Current Charges	\$12,942.88
Total Amount Due	-\$7,102.84

Total Charges for Electricity

Delivery

(DISTRIBUTION RATE: 056)

Service Reference: 227092003

Allocated for 03/27/20 to 04/30/20

Prod/Trans Dmd Chrg	416.20KVA X \$7.83000 X 0.97140	\$3,165.64
Distr Cust Srvc Chrg	\$350.0000 X 0.97140	\$339.99
Electric Sys Improvements***	650.90KVA X \$0.41000 X 0.97140	\$259.24
Distribution Dmd Chrg	650.90KVA X \$7.78000 X 0.97140	\$4,919.17
Revenue Adj Mech On-Pk	41964.40kWh X \$-0.00011	-\$4.62
Revenue Adj Mech Off-Pk	118899.30kWh X \$-0.00011	-\$13.08
Prod/Trans CTA Dmd Chrg	416.20KVA X \$-0.07000 X 0.97140	-\$28.30
FMCC Delivery Chrg On-Pk	41964.40kWh X \$0.02902	\$1,217.81
FMCC Delivery Chrg Off-Pk	118899.30kWh X \$0.00642	\$763.33
Combined PBC - On-Pk*	41964.40kWh X \$0.00750	\$314.73
Combined PBC - Off-Pk*	118899.30kWh X \$0.00750	\$891.74

Allocated for 04/30/20 to 05/01/20

Prod/Trans Dmd Chrg	416.20KVA X \$7.83000 X 0.02860	\$93.20
Distr Cust Srvc Chrg	\$350.0000 X 0.02860	\$10.01
Electric Sys Improvements***	650.90KVA X \$0.41000 X 0.02860	\$7.63
Distribution Dmd Chrg	650.90KVA X \$8.06000 X 0.02860	\$150.04

CE_200501PROD.TXT

Explanation of your charges

*The Combined Public Benefits Charge represents a combination of three charges formerly know as: Conservation and Load Mgmt Charge, Renewable Energy Investment Charge, and Systems Benefits Charge. This charge also includes the Conservation Adjustment Mechanism approved by the Public Utilities Regulatory Authority in Docket No. 13-11-14.

**Effective January 1, 2007, the Generation Services Charge (GSC) and the Bypassable Federally Mandated Congestion Charge (BFMCC) have been combined into the "GSC Charge" listed in the Supplier Services section of your bill. The GSC reflects all of the cost of procuring energy from Eversource wholesale suppliers. The BFMCC portion of this line item is -\$0.00040 / kWh. If you multiply this BFMCC rate by the number of kWhs on your bill, you can calculate the dollar amount associated with the BFMCC.

***Electric System Improvements: Recovers company investments that protect, strengthen or modernize the electric grid.

EVERSOURCE

Account Number: **5173 310 9086**

Customer name key: TEN

Statement Date: 05/01/20

Service Provided To:
TEN TEN WASHINGTON RSK LLC

Continued from previous page...

Contact Information

Emergency: 800-286-2000

www.eversource.com

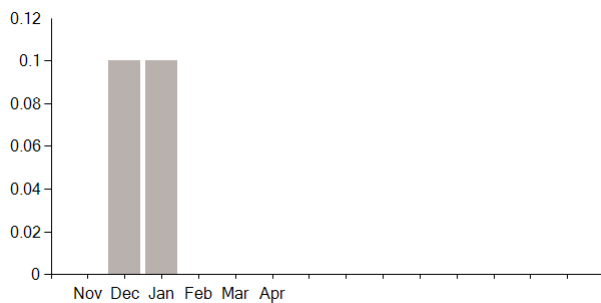
BusinessCenterCT@eversource.com

Pay by Phone: 888-783-6618

Customer Service: 888-783-6617

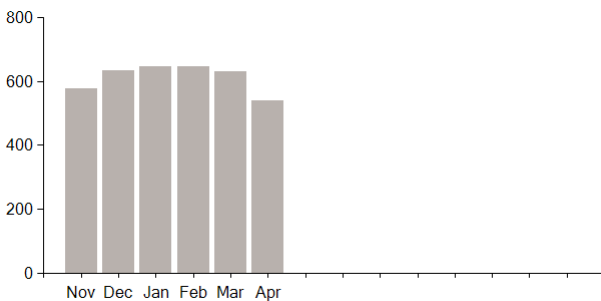
Supply Rate

Dollars / kWh



Demand Profile

Max. Demand



Important Messages About Your Account

Because the billing period spans a change in the rates, your usage has been calculated partly on the old rate and partly on the new rate.

Distribution Demand based on ratchet

Max KW vs Max KVA Ratio = $410.400/416.200=0.990$

Power Factor at Max KVA = $275.000/416.200=0.660$

No Payment Due

Continued from previous page...

Revenue Adj Mech On-Pk	1235.60kWh X \$-0.00011	-\$0.14
Revenue Adj Mech Off-Pk	3500.70kWh X \$-0.00011	-\$0.39
Prod/Trans CTA Dmd Chrg	416.20KVA X \$-0.07000 X 0.02860	-\$0.83
FMCC Delivery Chrg On-Pk	1235.60kWh X \$0.02902	\$35.86
FMCC Delivery Chrg Off-Pk	3500.70kWh X \$0.00642	\$22.47
Combined PBC - On-Pk*	1235.60kWh X \$0.00750	\$9.27
Combined PBC - Off-Pk*	3500.70kWh X \$0.00750	\$26.26
Subtotal Delivery Services		\$12,179.03
Total Cost of Electricity		\$12,179.03

Other Charges or Credits

6.35% CT Sales Tax after Exemption of \$150.00

CT Sales Tax Delivery \$763.85

Subtotal Other Charges or Credits \$763.85

Total Current Charges \$12,942.88