



Account Number: **5152 704 8078**

Statement Date: 07/14/21

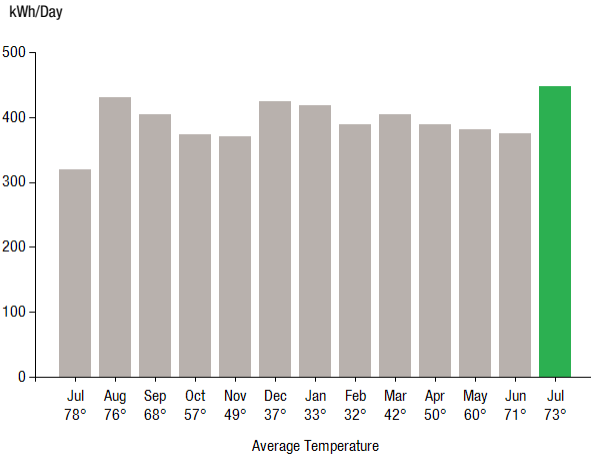
Service Provided To:
WILTON PROPERTIES RSK LLC

Payment will be sent to bank
for processing on 08/06/21

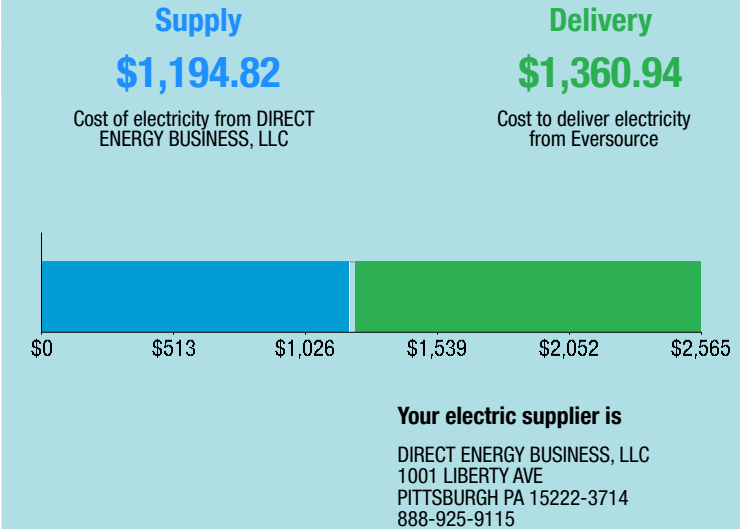
\$2,708.52

Amount Due On 07/12/21	\$2,429.98
Last Payment Received On 07/07/21	-\$2,429.98
Balance Forward	\$0.00
Total Current Charges	\$2,708.52

Electric Usage History - Kilowatt Hours (kWh)



Current Charges for Electricity



Electric Usage Summary

This month your
average daily
electric use was
448.0 kWh

This month you used
40.0% more
than at the
same time last year



News For You

While your supply rate decreased this month, keep in mind that most customers use about 35% more energy in the summer to power air conditioners, fans and other cooling equipment, so your overall bill may be higher simply because more energy is being used. See how our energy efficiency solutions can help you save by visiting [Eversource.com/home-savings](https://www.eversource.com/home-savings).

Remit Payment To: Eversource, PO Box 56002, Boston, MA 02205-6002

CE_210714PROD1.TXT



Account Number: **5152 704 8078**

Please make your check payable to Eversource and consider adding \$1 for Operation Fuel.

To add more or make a payment today, visit [Eversource.com](https://www.eversource.com). If mailing, please allow up to 5 business days to post.

Payment will be sent to bank
for processing on 08/06/21

\$2,708.52

Amount Enclosed

WILTON PROPERTIES RSK LLC
C/O NE INVESTMENT PARTNERS
STE 2007
470 WEST AVE
STAMFORD CT 06902-6359

Eversource
PO Box 56002
Boston, MA 02205-6002

5152704807847 0002708524 0002708524



Account Number: **5152 704 8078**

Customer name key: WILT

Statement Date: 07/14/21

Service Provided To:
WILTON PROPERTIES RSK LLC

Svc Addr: 59 DANBURY RD
WILTON CT 06897

Serv Ref: 412622000

Service from 06/14/21 - 07/14/21

Next read date on or about: Aug 12, 2021

Bill Cycle: 09

30 Days

Meter Number	Current Read	Previous Read	Current Usage	Reading Type
892333192	11346	11262	84	Actual

Total Demand Use = 47.00 kW

84 X Meter Constant of 160 = 13,440 Billed Usage

Monthly kWh Use

Jul	Aug	Sep	Oct	Nov	Dec	Jan
10560	12480	12960	11200	10720	13600	12960
Feb	Mar	Apr	May	Jun	Jul	
10880	12960	11680	11040	12000	13440	

Contact Information

Emergency: 800-286-2000

www.eversource.com

BusinessCenterCT@eversource.com

Pay by Phone: 888-783-6618

Customer Service: 888-783-6617

Payment will be sent to bank
for processing on 08/06/21

\$2,708.52

Electric Account Summary

Amount Due On 07/12/21	\$2,429.98
Last Payment Received On 07/07/21	-\$2,429.98
Balance Forward	\$0.00
Current Charges/Credits	
Electric Supply Services	\$1,194.82
Delivery Services	\$1,360.94
Other Charges or Credits	\$152.76
Total Current Charges	\$2,708.52
Total Amount Due	\$2,708.52

Total Charges for Electricity

Supplier

DIRECT ENERGY BUSINESS

Service Reference: 412622000

Generation Srvc Chrg** 13440.00kWh X \$0.08890 \$1,194.82

Subtotal Supplier Services \$1,194.82

Delivery

(DISTRIBUTION RATE: 030)

Service Reference: 412622000

Transmission Dmd Chrg 45.00KW X \$7.92000 \$356.40

Distr Cust Srvc Chrg \$44.00

Distribution Dmd Chrg 45.00KW X \$14.22000 \$639.90

Electric Sys Improvements*** 45.00KW X \$1.08000 \$48.60

CTA Demand Chrg 45.00KW X \$-0.34000 -\$15.30

FMCC Delivery Chrg 13440.00kWh X \$0.01412 \$189.77

Comb Public Benefit Chrg* 13440.00kWh X \$0.00726 \$97.57

Subtotal Delivery Services \$1,360.94

Total Cost of Electricity \$2,555.76

Other Charges or Credits

6.35% CT Sales Tax after Exemption of \$150.00

CE_210714PROD1.TXT

Explanation of your charges

*The Combined Public Benefits Charge represents a combination of three charges formerly known as: Conservation and Load Mgmt Charge, Renewable Energy Investment Charge, and Systems Benefits Charge. This charge also includes the Conservation Adjustment Mechanism approved by the Public Utilities Regulatory Authority in Docket No. 13-11-14.

**Effective January 1, 2007, the Generation Services Charge (GSC) and the Bypassable Federally Mandated Congestion Charge (BFMCC) have been combined into the "GSC Charge" listed in the Supplier Services section of your bill. The GSC reflects all of the cost of procuring energy from Eversource wholesale suppliers. The BFMCC portion of this line item is -\$0.0008 / kWh. If you multiply this BFMCC rate by the number of kWhs on your bill, you can calculate the dollar amount associated with the BFMCC.

***Electric System Improvements: Recovers company investments that protect, strengthen or modernize the electric grid.



Account Number: 5152 704 8078

Customer name key: WILT

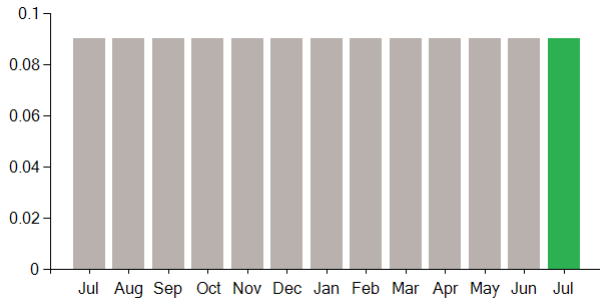
Statement Date: 07/14/21

Service Provided To:
WILTON PROPERTIES RSK LLC

Continued from previous page...

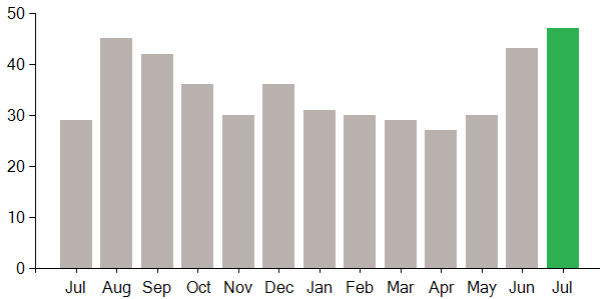
Supply Rate

Dollars / kWh



Demand Profile

Max. Demand



Important Messages About Your Account

Please note: Payment processes differ for each bank. Therefore, it may take longer than the date that appears on your bill for the funds to be deducted from your bank account.

Payment will be sent to bank
for processing on 08/06/21

\$2,708.52

Continued from previous page...

CT Sales Tax Supplier	\$75.87
CT Sales Tax Delivery	\$76.89
Subtotal Other Charges or Credits	\$152.76

Total Current Charges \$2,708.52