



Account Number: **5139 228 7017**

Statement Date: 06/08/21

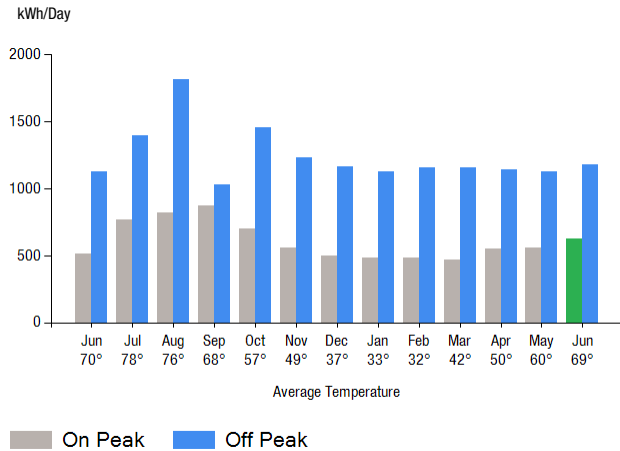
Service Provided To:  
WEST AVENUE REAL ESTATE LLC

Payment will be sent to bank  
for processing on 07/01/21

**\$9,785.25**

Amount Due On 06/04/21	\$8,602.61
Last Payment Received On 06/01/21	-\$8,602.61
Balance Forward	\$0.00
Total Current Charges	\$9,785.25

### Electric Usage History - Kilowatt Hours (kWh)



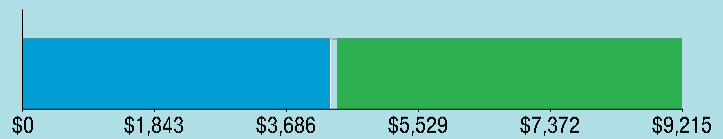
### Current Charges for Electricity

**Supply**  
**\$4,302.72**

Cost of electricity from DIRECT  
ENERGY BUSINESS, LLC

**Delivery**  
**\$4,907.22**

Cost to deliver electricity  
from Eversource



#### Your electric supplier is

DIRECT ENERGY BUSINESS, LLC  
1001 LIBERTY AVE  
PITTSBURGH PA 15222-3714  
888-925-9115

### News For You

Adjustments to some of the rates on your bill will take effect in June and July. The Public Utilities Regulatory Authority reviews and approves all adjustments before they go into effect. Energy use also goes up in the summer - driven by cooling cost - and may result in higher-than-usual bills. See how our energy efficiency solutions can help you save by visiting [Eversource.com/home-savings](http://Eversource.com/home-savings).

Remit Payment To: Eversource, PO Box 56002, Boston, MA 02205-6002

CE\_210608PROD.TXT



Account Number: **5139 228 7017**

Please make your check payable to Eversource and consider adding \$1 for Operation Fuel.

To add more or make a payment today, visit [Eversource.com](http://Eversource.com). If mailing, please allow up to 5 business days to post.

Payment will be sent to bank  
for processing on 07/01/21

**\$9,785.25**

**Amount Enclosed**

WEST AVENUE REAL ESTATE LLC  
C/O NEIP  
STE 2007  
470 WEST AVE  
STAMFORD CT 06902-6359

Eversource  
PO Box 56002  
Boston, MA 02205-6002

5139228701745 0009785256 0009785256



Account Number: **5139 228 7017**

Customer name key: WEST

Statement Date: 06/08/21

Service Provided To:  
WEST AVENUE REAL ESTATE LLC

Svc Addr: 470 WEST AVE  
STAMFORD CT 06902

Serv Ref: 047681009 Bill Cycle: 05  
Service from 05/07/21 - 06/08/21 32 Days  
Next read date on or about: Jul 08, 2021

Meter Number	Current Read	Previous Read	Current Usage	Reading Type
081230381	850	798	52	On Peak
081230381	1784	1686	98	Off Peak

Total Demand Use = 167.80 kW

52 X Meter Constant of 384 = 19968 Billed Usage

98 X Meter Constant of 384 = 37632 Billed Usage

Max Off-Peak Demand: 167.8 kW

Max On-Peak Demand: 164.7 kW

#### Monthly kWh Use - On Peak

Jun	Jul	Aug	Sep	Oct	Nov	Dec
16512	23040	32640	19200	20352	16128	16512
Jan	Feb	Mar	Apr	May	Jun	
14976	13440	14976	16512	16128	19968	

#### Monthly kWh Use - Off Peak

Jun	Jul	Aug	Sep	Oct	Nov	Dec
36096	41856	72576	22656	42240	35712	38400
Jan	Feb	Mar	Apr	May	Jun	
34944	32256	36864	34176	32640	37632	

#### Contact Information

Emergency: 800-286-2000

www.eversource.com

BusinessCenterCT@eversource.com

Pay by Phone: 888-783-6618

Customer Service: 888-783-6617

Payment will be sent to bank  
for processing on 07/01/21

**\$9,785.25**

#### Electric Account Summary

Amount Due On 06/04/21	\$8,602.61
Last Payment Received On 06/01/21	-\$8,602.61
Balance Forward	\$0.00
Current Charges/Credits	
Electric Supply Services	\$4,302.72
Delivery Services	\$4,907.22
Other Charges or Credits	\$575.31
Total Current Charges	\$9,785.25
<b>Total Amount Due</b>	<b>\$9,785.25</b>

#### Total Charges for Electricity

#### Supplier

DIRECT ENERGY BUSINESS

Service Reference: 047681009

Allocated for 05/07/21 to 05/31/21

Generation Srvc Chrg\*\* 43200.00kWh X \$0.07470 \$3,227.04

Allocated for 05/31/21 to 06/08/21

Generation Srvc Chrg\*\* 14400.00kWh X \$0.07470 \$1,075.68

Subtotal Supplier Services \$4,302.72

#### Delivery

(DISTRIBUTION RATE: 037)

Service Reference: 047681009

Allocated for 05/07/21 to 05/31/21

Prod/Trans Dmd Chrg 164.70KW X \$3.82000 X 0.75000 \$471.87

Trans Enrgy Chrg On-Pk 14976.00kWh X \$0.02381 \$356.58

Trans Enrgy Chrg Off-Pk 28224.00kWh X \$0.00535 \$151.00

Distr Cust Srvc Chrg \$270.0000 X 0.75000 \$202.50

Electric Sys Improvements\*\*\* 223.90KW X \$0.48000 X 0.75000 \$80.60

Distribution Dmd Chrg 223.90KW X \$8.86000 X 0.75000 \$1,487.82

Revenue Adj Mech On-Pk 14976.00kWh X \$-0.00011 -\$1.65

Revenue Adj Mech Off-Pk 28224.00kWh X \$-0.00011 -\$3.10

CE\_210608PROD.TXT

#### Explanation of your charges

\*The Combined Public Benefits Charge represents a combination of three charges formerly know as: Conservation and Load Mgmt Charge, Renewable Energy Investment Charge, and Systems Benefits Charge. This charge also includes the Conservation Adjustment Mechanism approved by the Public Utilities Regulatory Authority in Docket No. 13-11-14.

\*\*Effective January 1, 2007, the Generation Services Charge (GSC) and the Bypassable Federally Mandated Congestion Charge (BFMCC) have been combined into the "GSC Charge" listed in the Supplier Services section of your bill. The GSC reflects all of the cost of procuring energy from Eversource wholesale suppliers. The BFMCC portion of this line item is -\$0.00050 / kWh. If you multiply this BFMCC rate by the number of kWhs on your bill, you can calculate the dollar amount associated with the BFMCC.

\*\*\*Electric System Improvements: Recovers company investments that protect, strengthen or modernize the electric grid.

# EVERSOURCE

Account Number: **5139 228 7017**

Customer name key: WEST

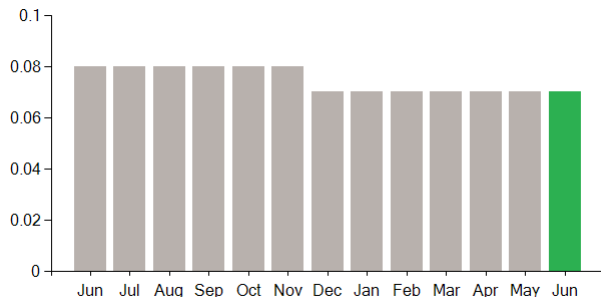
Statement Date: 06/08/21

Service Provided To:  
WEST AVENUE REAL ESTATE LLC

Continued from previous page...

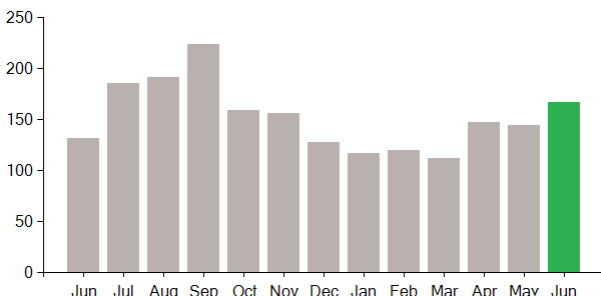
## Supply Rate

Dollars / kWh



## Demand Profile

Max. Demand



## Important Messages About Your Account

Please note: Payment processes differ for each bank. Therefore, it may take longer than the date that appears on your bill for the funds to be deducted from your bank account.

Because the billing period spans a change in the rates, your usage has been calculated partly on the old rate and partly on the new rate.

Payment will be sent to bank  
for processing on 07/01/21

**\$9,785.25**

Continued from previous page...

Prod/Trans CTA Dmd Chrg	164.70KW X \$-0.07000 X 0.75000	-\$8.65
FMCC Delivery Chrg On-Pk	14976.00kWh X \$0.02893	\$433.26
FMCC Delivery Chrg Off-Pk	28224.00kWh X \$0.00649	\$183.17
Comb Public Benefit Chrg*	43200.00kWh X \$0.00675	\$291.60

Allocated for 05/31/21 to 06/08/21

Prod/Trans Dmd Chrg	164.70KW X \$4.50000 X 0.25000	\$185.29
Trans Enrgy Chrg On-Pk	4992.00kWh X \$0.02842	\$141.87
Trans Enrgy Chrg Off-Pk	9408.00kWh X \$0.00637	\$59.93
Distr Cust Srvc Chrg	\$270.0000 X 0.25000	\$67.50
Electric Sys Improvements***	223.90KW X \$0.64000 X 0.25000	\$35.82
Distribution Dmd Chrg	223.90KW X \$8.69000 X 0.25000	\$486.42
Prod/Trans CTA Dmd Chrg	164.70KW X \$-0.42000 X 0.25000	-\$17.29
FMCC Delivery Chrg On-Pk	4992.00kWh X \$0.02893	\$144.42
FMCC Delivery Chrg Off-Pk	9408.00kWh X \$0.00649	\$61.06
Comb Public Benefit Chrg*	14400.00kWh X \$0.00675	\$97.20

Subtotal Delivery Services \$4,907.22

**Total Cost of Electricity \$9,209.94**

## Other Charges or Credits

6.35% CT Sales Tax after Exemption of \$150.00

CT Sales Tax Supplier	\$273.23
CT Sales Tax Delivery	\$302.08
Subtotal Other Charges or Credits	\$575.31

**Total Current Charges \$9,785.25**