



Account Number: **5139 228 7017**

Statement Date: 04/08/21

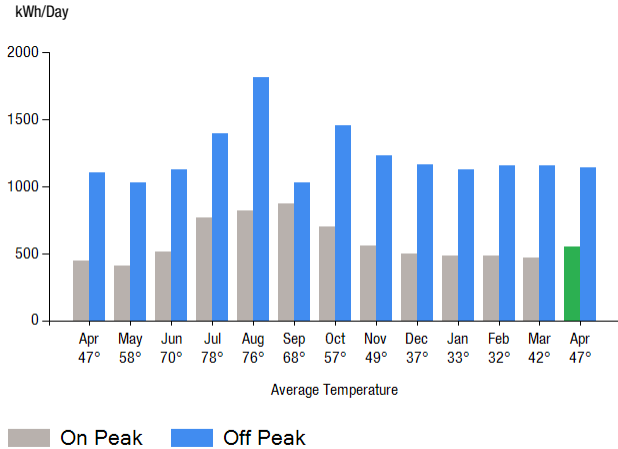
Service Provided To:
WEST AVENUE REAL ESTATE LLC

Payment will be sent to bank
for processing on 05/01/21

\$8,829.51

Amount Due On 04/06/21	\$8,752.77
Last Payment Received On 04/01/21	-\$8,752.77
Balance Forward	\$0.00
Total Current Charges	\$8,829.51

Electric Usage History - Kilowatt Hours (kWh)



Current Charges for Electricity

Supply

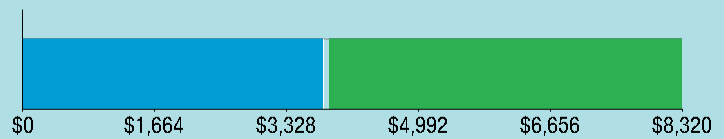
\$3,786.39

Cost of electricity from DIRECT
ENERGY BUSINESS, LLC

Delivery

\$4,524.88

Cost to deliver electricity
from Eversource



Your electric supplier is

DIRECT ENERGY BUSINESS, LLC
1001 LIBERTY AVE
PITTSBURGH PA 15222-3714
888-925-9115

News For You

If you're having trouble paying your bill, we have programs to help – even if you've never needed them before. Call us at 800-286-2828 for residential and 800-682-3637 for businesses or visit Eversource.com/BillHelp for info on payment plans and other assistance programs available to you.

Remit Payment To: Eversource, PO Box 56002, Boston, MA 02205-6002

CE_210408PROD.TXT



Account Number: **5139 228 7017**

Please make your check payable to Eversource and consider adding \$1 for Operation Fuel.

To add more or make a payment today, visit Eversource.com. If mailing, please allow up to 5 business days to post.

Payment will be sent to bank
for processing on 05/01/21

\$8,829.51

Amount Enclosed

WEST AVENUE REAL ESTATE LLC
C/O NEIP
STE 2007
470 WEST AVE
STAMFORD CT 06902-6359

Eversource
PO Box 56002
Boston, MA 02205-6002

5139228701745 0008829513 0008829513

EVERSOURCE

Account Number: **5139 228 7017**

Customer name key: WEST

Statement Date: **04/08/21**

Service Provided To:
WEST AVENUE REAL ESTATE LLC

Svc Addr: 470 WEST AVE
STAMFORD CT 06902

Serv Ref: 047681009 Bill Cycle: 05
Service from 03/09/21 - 04/08/21 30 Days
Next read date on or about: May 07, 2021

Meter Number	Current Read	Previous Read	Current Usage	Reading Type
081230381	756	713	43	On Peak
081230381	1601	1512	89	Off Peak

Total Demand Use = 147.10 kW

43 X Meter Constant of 384 = 16512 Billed Usage

89 X Meter Constant of 384 = 34176 Billed Usage

Max Off-Peak Demand: 136.3 kW

Max On-Peak Demand: 147.1 kW

Monthly kWh Use - On Peak

Apr	May	Jun	Jul	Aug	Sep	Oct
13824	12672	16512	23040	32640	19200	20352
Nov	Dec	Jan	Feb	Mar	Apr	
16128	16512	14976	13440	14976	16512	

Monthly kWh Use - Off Peak

Apr	May	Jun	Jul	Aug	Sep	Oct
34176	31872	36096	41856	72576	22656	42240
Nov	Dec	Jan	Feb	Mar	Apr	
35712	38400	34944	32256	36864	34176	

Contact Information

Emergency: 800-286-2000

www.eversource.com

BusinessCenterCT@eversource.com

Pay by Phone: 888-783-6618

Customer Service: 888-783-6617

Payment will be sent to bank
for processing on 05/01/21

\$8,829.51

Electric Account Summary

Amount Due On 04/06/21	\$8,752.77
Last Payment Received On 04/01/21	-\$8,752.77
Balance Forward	\$0.00
Current Charges/Credits	
Electric Supply Services	\$3,786.39
Delivery Services	\$4,524.88
Other Charges or Credits	\$518.24
Total Current Charges	\$8,829.51
Total Amount Due	\$8,829.51

Total Charges for Electricity

Supplier

DIRECT ENERGY BUSINESS

Service Reference: 047681009

Generation Srvc Chrg**	50688.00kWh X \$0.07470	\$3,786.39
Subtotal Supplier Services		\$3,786.39

Delivery

(DISTRIBUTION RATE: 037)

Service Reference: 047681009

Prod/Trans Dmd Chrg	147.10KW X \$3.82000	\$561.92
Trans Enrgy Chrg On-Pk	16512.00kWh X \$0.02381	\$393.15
Trans Enrgy Chrg Off-Pk	34176.00kWh X \$0.00535	\$182.84
Distr Cust Srvc Chrg		\$270.00
Distribution Dmd Chrg	223.90KW X \$8.86000	\$1,983.75
Electric Sys Improvements***	223.90KW X \$0.48000	\$107.47
Revenue Adj Mech On-Pk	16512.00kWh X \$-0.00011	-\$1.82
Revenue Adj Mech Off-Pk	34176.00kWh X \$-0.00011	-\$3.76
Prod/Trans CTA Dmd Chrg	147.10KW X \$-0.07000	-\$10.30
FMCC Delivery Chrg On-Pk	16512.00kWh X \$0.02893	\$477.69
FMCC Delivery Chrg Off-Pk	34176.00kWh X \$0.00649	\$221.80
Comb Public Benefit Chrg*	50688.00kWh X \$0.00675	\$342.14
Subtotal Delivery Services		\$4,524.88

CE_210408PROD.TXT

Explanation of your charges

*The Combined Public Benefits Charge represents a combination of three charges formerly know as: Conservation and Load Mgmt Charge, Renewable Energy Investment Charge, and Systems Benefits Charge. This charge also includes the Conservation Adjustment Mechanism approved by the Public Utilities Regulatory Authority in Docket No. 13-11-14.

**Effective January 1, 2007, the Generation Services Charge (GSC) and the Bypassable Federally Mandated Congestion Charge (BFMCC) have been combined into the "GSC Charge" listed in the Supplier Services section of your bill. The GSC reflects all of the cost of procuring energy from Eversource wholesale suppliers. The BFMCC portion of this line item is -\$0.00050 / kWh. If you multiply this BFMCC rate by the number of kWhs on your bill, you can calculate the dollar amount associated with the BFMCC.

***Electric System Improvements: Recovers company investments that protect, strengthen or modernize the electric grid.



Account Number: 5139 228 7017

Customer name key: WEST

Statement Date: 04/08/21

Service Provided To:
WEST AVENUE REAL ESTATE LLC

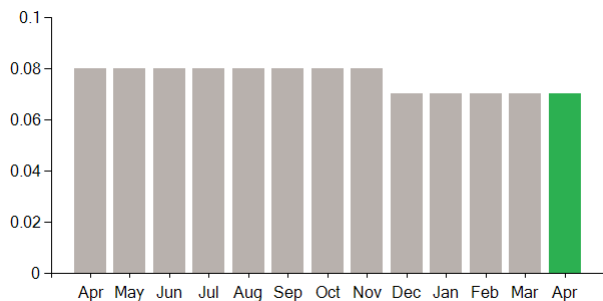
Payment will be sent to bank
for processing on 05/01/21

\$8,829.51

Continued from previous page...

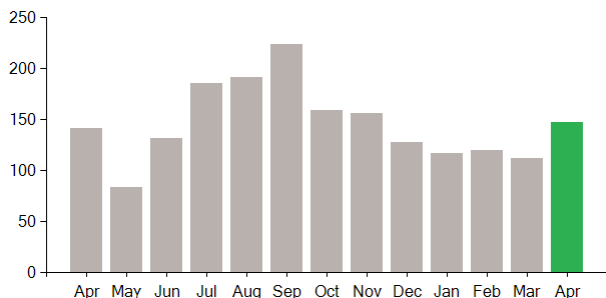
Supply Rate

Dollars / kWh



Demand Profile

Max. Demand



Important Messages About Your Account

Please note: Payment processes differ for each bank. Therefore, it may take longer than the date that appears on your bill for the funds to be deducted from your bank account.

Continued from previous page...

Total Cost of Electricity **\$8,311.27**

Other Charges or Credits

6.35% CT Sales Tax after Exemption of \$150.00

CT Sales Tax Supplier \$240.44

CT Sales Tax Delivery \$277.80

Subtotal Other Charges or Credits **\$518.24**

Total Current Charges **\$8,829.51**