



Account Number: **5139 228 7017**

Statement Date: 08/09/22

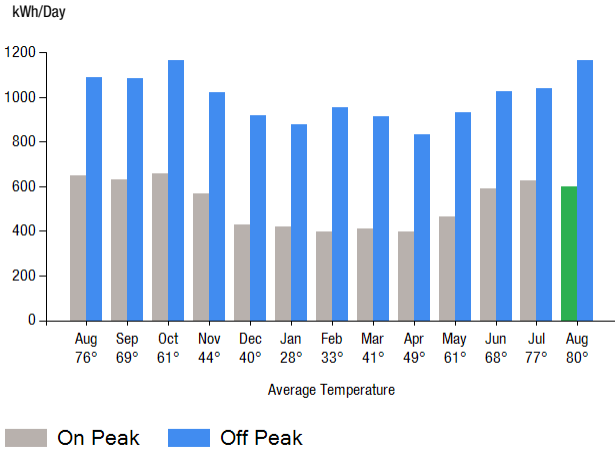
Service Provided To:
WEST AVENUE REAL ESTATE LLC

Payment will be sent to bank
for processing on 09/01/22

\$9,727.48

Amount Due On 08/08/22	\$7,041.25
Last Payment Received On 08/03/22	-\$7,041.25
Balance Forward	\$0.00
Total Current Charges	\$9,727.48

Electric Usage History - Kilowatt Hours (kWh)



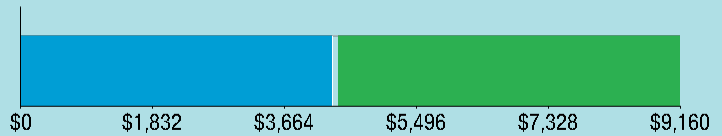
Current Charges for Electricity

Supply
\$4,323.92

Cost of electricity from DIRECT
ENERGY BUSINESS, LLC

Delivery
\$4,826.98

Cost to deliver electricity
from Eversource



Your electric supplier is

DIRECT ENERGY BUSINESS, LLC
1001 LIBERTY AVE
PITTSBURGH PA 15222-3714
888-925-9115

News For You

Global spikes in the price of natural gas, which is often used to generate electricity, are driving the cost of energy to be higher across the country. Cost increases combined with using more energy to keep cool in the summer, means your bill will be higher than normal. Take advantage of our Cooling Calculator to see how small adjustments in your thermostat can make a big impact in lowering your electric bill at [Eversource.com/cooling-calc](https://eversource.com/cooling-calc).

Remit Payment To: Eversource, PO Box 56002, Boston, MA 02205-6002

CE_220809PROD.TXT



Account Number: **5139 228 7017**

Non-residential and residential non-hardship customers may be subject to a 1.00% late payment charge if the "Total Amount Due" is not received by 09/06/22.

Please make your check payable to Eversource and consider adding \$1 for Operation Fuel.

To add more or make a payment today, visit [Eversource.com](https://eversource.com). If mailing, please allow up to 5 business days to post.

Payment will be sent to bank
for processing on 09/01/22

\$9,727.48

Amount Enclosed

WEST AVENUE REAL ESTATE LLC
C/O NEIP
STE 2007
470 WEST AVE
STAMFORD CT 06902-6359

Eversource
PO Box 56002
Boston, MA 02205-6002

5139228701745 0009727487 0009727487

EVERSOURCE

Account Number: **5139 228 7017**

Customer name key: WEST

Statement Date: 08/09/22

Service Provided To:
WEST AVENUE REAL ESTATE LLC

Svc Addr: 470 WEST AVE
STAMFORD CT 06902

Serv Ref: 047681009 Bill Cycle: 05
Service from 07/08/22 - 08/09/22 32 Days
Next read date on or about: Sep 08, 2022

Meter Number	Current Read	Previous Read	Current Usage	Reading Type
081230381	1448	1398	50	On Peak
081230381	2912	2815	97	Off Peak

Total Demand Use = 156.30 kW

50 X Meter Constant of 384 = 19200 Billed Usage

97 X Meter Constant of 384 = 37248 Billed Usage

Max Off-Peak Demand: 156.3 kW

Max On-Peak Demand: 143.2 kW

Monthly kWh Use - On Peak

Aug	Sep	Oct	Nov	Dec	Jan	Feb
18816	20736	18432	16512	14208	13056	12288
Mar	Apr	May	Jun	Jul	Aug	
11904	11520	15360	17664	18816	19200	

Monthly kWh Use - Off Peak

Aug	Sep	Oct	Nov	Dec	Jan	Feb
31488	35712	32640	29568	30336	27264	29568
Mar	Apr	May	Jun	Jul	Aug	
26496	24192	30720	30720	31104	37248	

Contact Information

Emergency: 800-286-2000

www.eversource.com

Pay by Phone: 888-783-6618

Customer Service: 888-783-6617

Payment will be sent to bank
for processing on 09/01/22

\$9,727.48

Electric Account Summary

Amount Due On 08/08/22	\$7,041.25
Last Payment Received On 08/03/22	-\$7,041.25
Balance Forward	\$0.00
Current Charges/Credits	
Electric Supply Services	\$4,323.92
Delivery Services	\$4,826.98
Other Charges or Credits	\$576.58
Total Current Charges	\$9,727.48
Total Amount Due	\$9,727.48

Total Charges for Electricity

Supplier

DIRECT ENERGY BUSINESS

Service Reference: 047681009

Generation Srvc Chrg**	56448.00kWh X \$0.07660	\$4,323.92
Subtotal Supplier Services		\$4,323.92

Delivery

(DISTRIBUTION RATE: 037)

Service Reference: 047681009

Prod/Trans Dmd Chrg	143.20KW X \$5.32000	\$761.82
Trans Enrgy Chrg On-Pk	19200.00kWh X \$0.03359	\$644.93
Trans Enrgy Chrg Off-Pk	37248.00kWh X \$0.00754	\$280.85
Distr Cust Srvc Chrg		\$270.00
Distribution Dmd Chrg	180.50KW X \$8.69000	\$1,568.55
Electric Sys Improvements***	180.50KW X \$1.10000	\$198.55
Revenue Adj Mech On-Pk	19200.00kWh X \$0.00192	\$36.86
Revenue Adj Mech Off-Pk	37248.00kWh X \$0.00192	\$71.52
TS Isaias Performance Penalty	56448.00kWh X \$-0.00140	-\$79.03
Prod/Trans CTA Dmd Chrg	143.20KW X \$-0.13000	-\$18.62
FMCC Delivery Chrg On-Pk	19200.00kWh X \$0.02539	\$487.49
FMCC Delivery Chrg Off-Pk	37248.00kWh X \$0.00570	\$212.31

CE_220809PROD.TXT

*The Combined Public Benefits Charge represents a combination of three charges formerly known as: Conservation and Load Mgmt Charge, Renewable Energy Investment Charge, and Systems Benefits Charge. This charge also includes the Conservation Adjustment Mechanism approved by the Public Utilities Regulatory Authority in Docket No. 13-11-14.

**Effective January 1, 2007, the Generation Services Charge (GSC) and the Bypassable Federally Mandated Congestion Charge (BFMCC) have been combined into the "GSC Charge" listed in the Supplier Services section of your bill. The GSC reflects all of the cost of procuring energy from Eversource wholesale suppliers. The BFMCC portion of this line item is -\$0.0014 / kWh. If you multiply this BFMCC rate by the number of kWhs on your bill, you can calculate the dollar amount associated with the BFMCC.

***Electric System Improvements: Recovers company investments that protect, strengthen or modernize the electric grid.



Account Number: 5139 228 7017

Customer name key: WEST

Statement Date: 08/09/22

Service Provided To:
WEST AVENUE REAL ESTATE LLC

Payment will be sent to bank
for processing on 09/01/22

\$9,727.48

Continued from previous page...

Comb Public Benefit Chrg*	56448.00kWh X \$0.00694	\$391.75
Subtotal Delivery Services		\$4,826.98
Total Cost of Electricity		\$9,150.90

Other Charges or Credits

6.35% CT Sales Tax after Exemption of \$150.00

CT Sales Tax Supplier	\$274.57
CT Sales Tax Delivery	\$302.01
Subtotal Other Charges or Credits	\$576.58

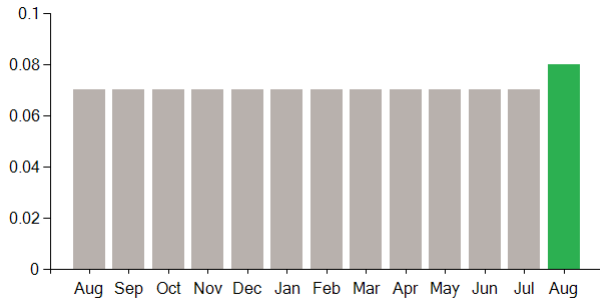
Total Current Charges

\$9,727.48

Continued from previous page...

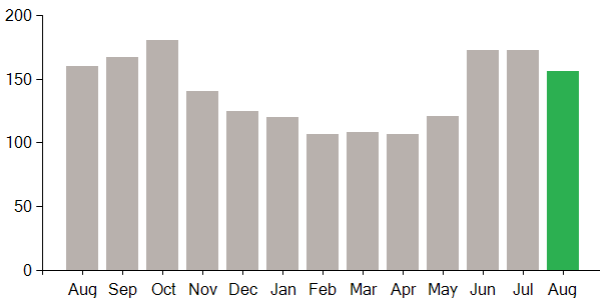
Supply Rate

Dollars / kWh



Demand Profile

Max. Demand



Important Messages About Your Account

Please note: Payment processes differ for each bank. Therefore, it may take longer than the date that appears on your bill for the funds to be deducted from your bank account.

Please note: Payment processes differ for each bank. Therefore, it may take longer than the date that appears on your bill for the funds to be deducted from your bank account.