



Account Number: **5152 704 8078**

Statement Date: 08/12/21

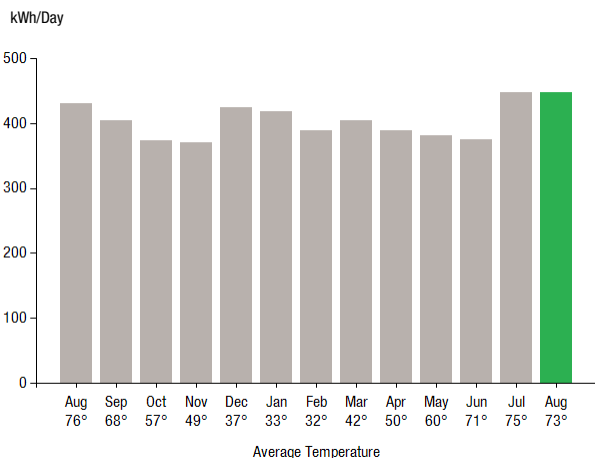
Service Provided To:
WILTON PROPERTIES RSK LLC

Payment will be sent to bank
for processing on 09/04/21

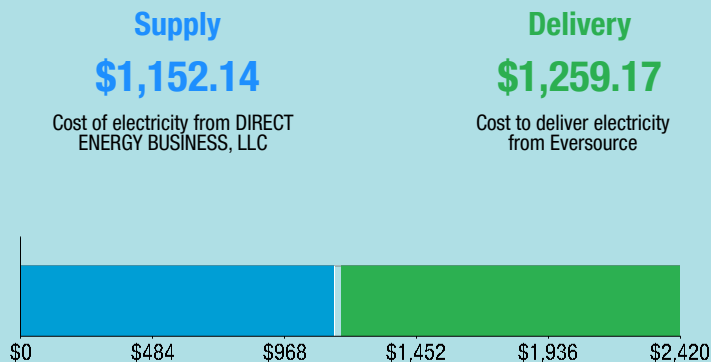
\$2,554.90

Amount Due On 08/11/21	\$2,708.52
Last Payment Received On 08/06/21	-\$2,708.52
Balance Forward	\$0.00
Total Current Charges	\$2,554.90

Electric Usage History - Kilowatt Hours (kWh)



Current Charges for Electricity



Your electric supplier is

DIRECT ENERGY BUSINESS, LLC
1001 LIBERTY AVE
PITTSBURGH PA 15222-3714
888-925-9115

Electric Usage Summary

This month your
average daily
electric use was
447.0 kWh

This month you used
4.0% more
than at the
same time last year



News For You

While summer may be winding down, the hotter temperatures can linger through September. On average, customers use about 35% more energy during hot weather to stay cool, so your overall bill may be higher because more energy is being used. We're here to help you manage your energy costs all year long. Visit eversource.com/home-savings to see tips to help you save.

Remit Payment To: Eversource, PO Box 56002, Boston, MA 02205-6002

CE_210812PROD.TXT



Account Number: **5152 704 8078**

Please make your check payable to Eversource and consider adding \$1 for Operation Fuel.

To add more or make a payment today, visit Eversource.com. If mailing, please allow up to 5 business days to post.

Payment will be sent to bank
for processing on 09/04/21

\$2,554.90

Amount Enclosed

WILTON PROPERTIES RSK LLC
C/O NE INVESTMENT PARTNERS
STE 2007
470 WEST AVE
STAMFORD CT 06902-6359

Eversource
PO Box 56002
Boston, MA 02205-6002

5152704807847 0002554905 0002554905



Account Number: **5152 704 8078**

Customer name key: WILT

Statement Date: 08/12/21

Service Provided To:
WILTON PROPERTIES RSK LLC

Svc Addr: 59 DANBURY RD
WILTON CT 06897

Serv Ref: 412622000

Service from 07/14/21 - 08/12/21

Next read date on or about: Sep 14, 2021

Bill Cycle: 09

29 Days

Meter Number	Current Read	Previous Read	Current Usage	Reading Type
892333192	11427	11346	81	Actual

Total Demand Use = 43.00 kW

81 X Meter Constant of 160 = 12,960 Billed Usage

Monthly kWh Use

Aug	Sep	Oct	Nov	Dec	Jan	Feb
12480	12960	11200	10720	13600	12960	10880
Mar	Apr	May	Jun	Jul	Aug	
12960	11680	11040	12000	13440	12960	

Contact Information

Emergency: 800-286-2000

www.eversource.com

BusinessCenterCT@eversource.com

Pay by Phone: 888-783-6618

Customer Service: 888-783-6617

Payment will be sent to bank
for processing on 09/04/21

\$2,554.90

Electric Account Summary

Amount Due On 08/11/21	\$2,708.52
Last Payment Received On 08/06/21	-\$2,708.52
Balance Forward	\$0.00
Current Charges/Credits	
Electric Supply Services	\$1,152.14
Delivery Services	\$1,259.17
Other Charges or Credits	\$143.59
Total Current Charges	\$2,554.90
Total Amount Due	\$2,554.90

Total Charges for Electricity

Supplier

DIRECT ENERGY BUSINESS

Service Reference: 412622000

Generation Srvc Chrg** 12960.00kWh X \$0.08890 \$1,152.14

Subtotal Supplier Services \$1,152.14

Delivery

(DISTRIBUTION RATE: 030)

Service Reference: 412622000

Transmission Dmd Chrg 41.00KW X \$7.92000 \$324.72

Distr Cust Srvc Chrg \$44.00

Distribution Dmd Chrg 41.00KW X \$14.22000 \$583.02

Electric Sys Improvements*** 41.00KW X \$1.08000 \$44.28

CTA Demand Chrg 41.00KW X \$-0.34000 -\$13.94

FMCC Delivery Chrg 12960.00kWh X \$0.01412 \$183.00

Comb Public Benefit Chrg* 12960.00kWh X \$0.00726 \$94.09

Subtotal Delivery Services \$1,259.17

Total Cost of Electricity \$2,411.31

Other Charges or Credits

6.35% CT Sales Tax after Exemption of \$150.00

CE_210812PROD.TXT

Explanation of your charges

*The Combined Public Benefits Charge represents a combination of three charges formerly known as: Conservation and Load Mgmt Charge, Renewable Energy Investment Charge, and Systems Benefits Charge. This charge also includes the Conservation Adjustment Mechanism approved by the Public Utilities Regulatory Authority in Docket No. 13-11-14.

**Effective January 1, 2007, the Generation Services Charge (GSC) and the Bypassable Federally Mandated Congestion Charge (BFMCC) have been combined into the "GSC Charge" listed in the Supplier Services section of your bill. The GSC reflects all of the cost of procuring energy from Eversource wholesale suppliers. The BFMCC portion of this line item is -\$0.0008 / kWh. If you multiply this BFMCC rate by the number of kWhs on your bill, you can calculate the dollar amount associated with the BFMCC.

***Electric System Improvements: Recovers company investments that protect, strengthen or modernize the electric grid.



Account Number: 5152 704 8078

Customer name key: WILT

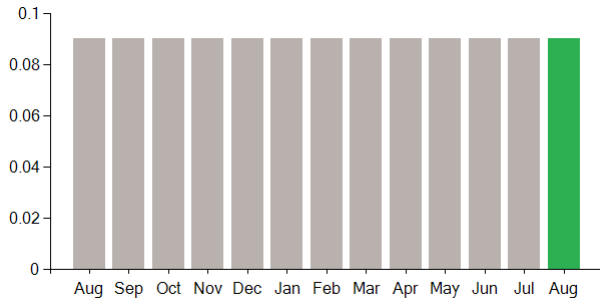
Statement Date: 08/12/21

Service Provided To:
WILTON PROPERTIES RSK LLC

Continued from previous page...

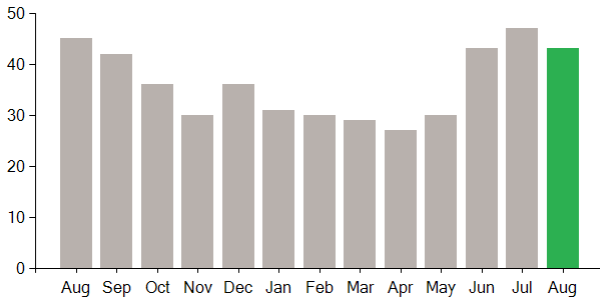
Supply Rate

Dollars / kWh



Demand Profile

Max. Demand



Important Messages About Your Account

Please note: Payment processes differ for each bank. Therefore, it may take longer than the date that appears on your bill for the funds to be deducted from your bank account.

Payment will be sent to bank
for processing on 09/04/21

\$2,554.90

Continued from previous page...

CT Sales Tax Supplier	\$73.16
CT Sales Tax Delivery	\$70.43
Subtotal Other Charges or Credits	\$143.59

Total Current Charges \$2,554.90