



Account Number: **5139 228 7017**

Statement Date: 07/09/20

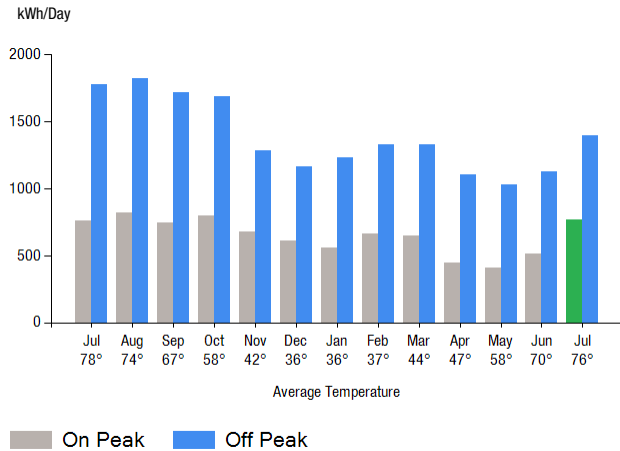
Service Provided To:
WEST AVENUE REAL ESTATE LLC

Total Amount Due
by 08/06/20

\$11,792.88

Amount Due On 07/06/20	\$9,502.05
Last Payment Received On 06/17/20	-\$9,502.05
Balance Forward	\$0.00
Total Current Charges	\$11,792.88

Electric Usage History - Kilowatt Hours (kWh)



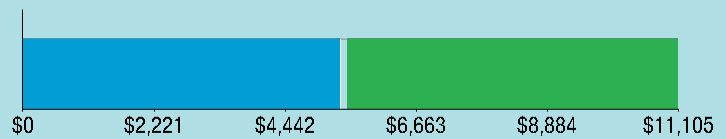
Current Charges for Electricity

Supply
\$5,386.37

Cost of electricity from
CONSTELLATION NEWENERGY
RES

Delivery
\$5,711.34

Cost to deliver electricity
from Eversource



Your electric supplier is

CONSTELLATION NEWENERGY RES
PO BOX 4911
HOUSTON TX 77210-4911
855-465-1244

News For You

With hurricane season here, it's a good time to get storm preparedness information by visiting the Outages & Storm section of Eversource.com. You can also check or report an electric outage, view our outage map, contact customer service and more by downloading our free Eversource app for Apple and Android devices through the Apple Store or Google Play.

Remit Payment To: Eversource, PO Box 56002, Boston, MA 02205-6002

CE_200709PROD.TXT



Account Number: **5139 228 7017**

Please make your check payable to Eversource and consider adding \$1 for Operation Fuel.

To add more or make a payment today, visit Eversource.com. If mailing, please allow up to 5 business days to post.

Total Amount Due
by 08/06/20

\$11,792.88

Amount Enclosed

WEST AVENUE REAL ESTATE LLC
C/O NEIP
STE 2007
470 WEST AVE
STAMFORD CT 06902-6359

Eversource
PO Box 56002
Boston, MA 02205-6002

5139228701745 0011792886 0011792886

Account Number: **5139 228 7017**

Customer name key: WEST

Statement Date: 07/09/20

Service Provided To:
WEST AVENUE REAL ESTATE LLCSvc Addr: 470 WEST AVE
STAMFORD CT 06902Serv Ref: 047681009 Bill Cycle: 05
Service from 06/08/20 - 07/08/20 30 Days
Next read date on or about: Aug 07, 2020

Meter Number	Current Read	Previous Read	Current Usage	Reading Type
081230381	327	267	60	On Peak
081230381	690	581	109	Off Peak

Total Demand Use = 185.50 kW

60 X Meter Constant of 384 = 23040 Billed Usage

109 X Meter Constant of 384 = 41856 Billed Usage

Max Off-Peak Demand: 180.5 kW

Max On-Peak Demand: 185.5 kW

Monthly kWh Use - On Peak

Jul	Aug	Sep	Oct	Nov	Dec	Jan
24192	24576	23808	22272	19584	18816	18432
Feb	Mar	Apr	May	Jun	Jul	
19200	18816	13824	12672	16512	23040	

Monthly kWh Use - Off Peak

Jul	Aug	Sep	Oct	Nov	Dec	Jan
56832	54528	54912	47232	37248	36096	40704
Feb	Mar	Apr	May	Jun	Jul	
38400	38400	34176	31872	36096	41856	

Contact Information

Emergency: 800-286-2000

www.eversource.com

BusinessCenterCT@eversource.com

Pay by Phone: 888-783-6618

Customer Service: 888-783-6617

Total Amount Due
by 08/06/20**\$11,792.88****Electric Account Summary**

Amount Due On 07/06/20	\$9,502.05
Last Payment Received On 06/17/20	-\$9,502.05
Balance Forward	\$0.00
Current Charges/Credits	
Electric Supply Services	\$5,386.37
Delivery Services	\$5,711.34
Other Charges or Credits	\$695.17
Total Current Charges	\$11,792.88
Total Amount Due	\$11,792.88

Total Charges for Electricity**Supplier**

CONSTELLATION NEWENERGY

Service Reference: 047681009

Allocated for 06/08/20 to 06/30/20

Generation Srvc Chrg** 47588.20kWh X \$0.08300 \$3,949.82

Allocated for 06/30/20 to 07/08/20

Generation Srvc Chrg** 17307.80kWh X \$0.08300 \$1,436.55

Subtotal Supplier Services \$5,386.37

Delivery

(DISTRIBUTION RATE: 037)

Service Reference: 047681009

Allocated for 06/08/20 to 06/30/20

Prod/Trans Dmd Chrg 185.50KW X \$3.82000 X 0.73330 \$519.62

Trans Enrgy Chrg On-Pk 16895.20kWh X \$0.02381 \$402.27

Trans Enrgy Chrg Off-Pk 30693.00kWh X \$0.00535 \$164.21

Distr Cust Srvc Chrg \$270.0000 X 0.73330 \$197.99

Electric Sys Improvements*** 226.90KW X \$0.48000 X 0.73330 \$79.87

Distribution Dmd Chrg 226.90KW X \$8.86000 X 0.73330 \$1,474.18

Revenue Adj Mech On-Pk 16895.20kWh X \$-0.00011 -\$1.86

Revenue Adj Mech Off-Pk 30693.00kWh X \$-0.00011 -\$3.38

CE_200709PROD.TXT

Explanation of your charges

*The Combined Public Benefits Charge represents a combination of three charges formerly know as: Conservation and Load Mgmt Charge, Renewable Energy Investment Charge, and Systems Benefits Charge. This charge also includes the Conservation Adjustment Mechanism approved by the Public Utilities Regulatory Authority in Docket No. 13-11-14.

**Effective January 1, 2007, the Generation Services Charge (GSC) and the Bypassable Federally Mandated Congestion Charge (BFMCC) have been combined into the "GSC Charge" listed in the Supplier Services section of your bill. The GSC reflects all of the cost of procuring energy from Eversource wholesale suppliers. The BFMCC portion of this line item is -\$0.00070 / kWh. If you multiply this BFMCC rate by the number of kWhs on your bill, you can calculate the dollar amount associated with the BFMCC.

***Electric System Improvements: Recovers company investments that protect, strengthen or modernize the electric grid.



Account Number: **5139 228 7017**

Customer name key: WEST

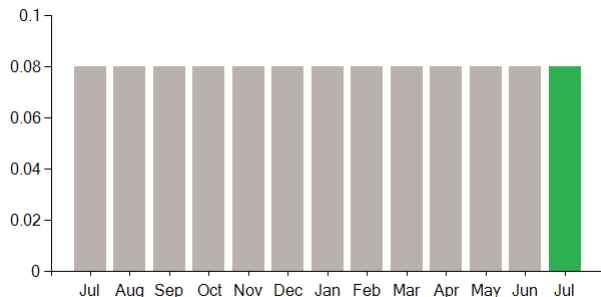
Statement Date: 07/09/20

Service Provided To:
WEST AVENUE REAL ESTATE LLC

Continued from previous page...

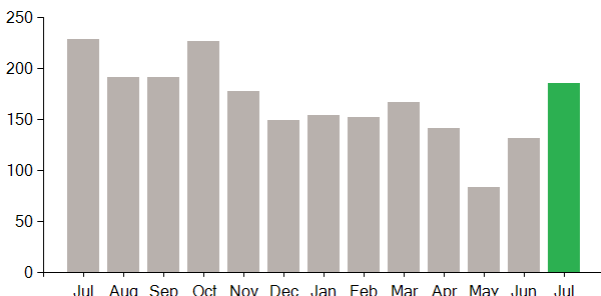
Supply Rate

Dollars / kWh



Demand Profile

Max. Demand



Important Messages About Your Account

Because the billing period spans a change in the rates, your usage has been calculated partly on the old rate and partly on the new rate.

Thank you for participating in the Online Bill and Payment Service.

Total Amount Due
by 08/06/20

\$11,792.88

Continued from previous page...

Prod/Trans CTA Dmd Chrg	185.50KW X \$-0.07000 X 0.73330	-\$9.52
FMCC Delivery Chrg On-Pk	16895.20kWh X \$0.02893	\$488.78
FMCC Delivery Chrg Off-Pk	30693.00kWh X \$0.00649	\$199.20
Comb Public Benefit Chrg*	47588.20kWh X \$0.00750	\$356.91

Allocated for 06/30/20 to 07/08/20

Prod/Trans Dmd Chrg	185.50KW X \$5.47000 X 0.26670	\$270.62
Trans Enrgy Chrg On-Pk	6144.80kWh X \$0.03455	\$212.30
Trans Enrgy Chrg Off-Pk	11163.00kWh X \$0.00775	\$86.51
Distr Cust Srvc Chrg	\$270.0000 X 0.26670	\$72.01
Electric Sys Improvements***	226.90KW X \$0.47000 X 0.26670	\$28.44
Distribution Dmd Chrg	226.90KW X \$8.86000 X 0.26670	\$536.16
Revenue Adj Mech On-Pk	6144.80kWh X \$0.00182	\$11.18
Revenue Adj Mech Off-Pk	11163.00kWh X \$0.00182	\$20.32
Prod/Trans CTA Dmd Chrg	185.50KW X \$-0.07000 X 0.26670	-\$3.46
FMCC Delivery Chrg On-Pk	6144.80kWh X \$0.05540	\$340.42
FMCC Delivery Chrg Off-Pk	11163.00kWh X \$0.01243	\$138.76
Comb Public Benefit Chrg*	17307.80kWh X \$0.00750	\$129.81

Subtotal Delivery Services \$5,711.34

Total Cost of Electricity \$11,097.71

Other Charges or Credits

6.35% CT Sales Tax after Exemption of \$150.00

CT Sales Tax Supplier \$342.03

CT Sales Tax Delivery \$353.14

Subtotal Other Charges or Credits \$695.17

Total Current Charges

\$11,792.88