



Account Number: **5139 228 7017**

Statement Date: 01/07/22

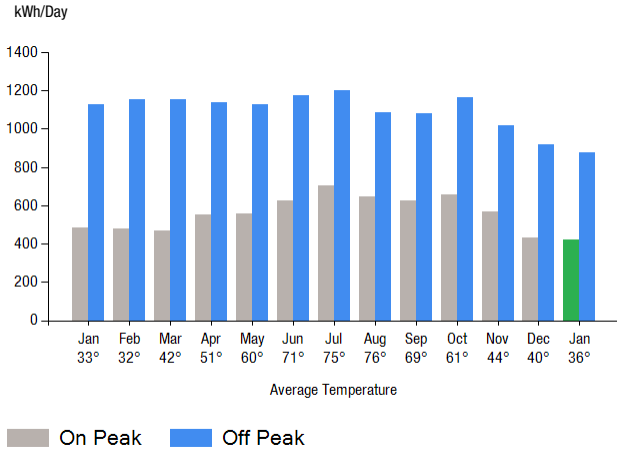
Service Provided To:
WEST AVENUE REAL ESTATE LLC

Payment will be sent to bank
for processing on 01/30/22

\$6,961.60

Amount Due On 01/04/22	\$7,807.56
Last Payment Received On 12/30/21	-\$7,807.56
Balance Forward	\$0.00
Total Current Charges	\$6,961.60

Electric Usage History - Kilowatt Hours (kWh)



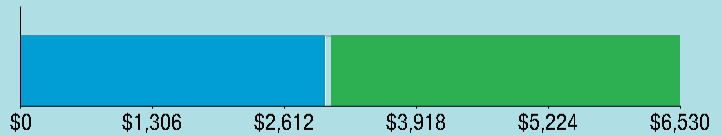
Current Charges for Electricity

Supply
\$3,011.90

Cost of electricity from DIRECT
ENERGY BUSINESS, LLC

Delivery
\$3,513.04

Cost to deliver electricity
from Eversource



Your electric supplier is

DIRECT ENERGY BUSINESS, LLC
1001 LIBERTY AVE
PITTSBURGH PA 15222-3714
888-925-9115

News For You

On Jan. 1, 2022, residential customers that receive their energy supply from Eversource using an average of 700 kilowatt-hours (kWh) of electricity per month, will see an increase of 21%, or about \$31 per month, compared with December. For more information on the components of your bill and ways to lower your bill visit [Eversource.com/understand-my-bill](https://www.eversource.com/understand-my-bill).

Remit Payment To: Eversource, PO Box 56002, Boston, MA 02205-6002

CE_220107PROD.TXT



Account Number: **5139 228 7017**

Please make your check payable to Eversource and consider adding \$1 for Operation Fuel.

To add more or make a payment today, visit [Eversource.com](https://www.eversource.com). If mailing, please allow up to 5 business days to post.

Payment will be sent to bank
for processing on 01/30/22

\$6,961.60

Amount Enclosed

WEST AVENUE REAL ESTATE LLC
C/O NEIP
STE 2007
470 WEST AVE
STAMFORD CT 06902-6359

Eversource
PO Box 56002
Boston, MA 02205-6002

5139228701745 0006961608 0006961608

EVERSOURCE

Account Number: **5139 228 7017**

Customer name key: WEST

Statement Date: 01/07/22

Service Provided To:
WEST AVENUE REAL ESTATE LLC

Svc Addr: 470 WEST AVE
STAMFORD CT 06902

Serv Ref: 047681009 Bill Cycle: 05
Service from 12/07/21 - 01/07/22 31 Days
Next read date on or about: Feb 07, 2022

Meter Number	Current Read	Previous Read	Current Usage	Reading Type
081230381	1170	1136	34	On Peak
081230381	2365	2294	71	Off Peak

Total Demand Use = 120.60 kW

34 X Meter Constant of 384 = 13056 Billed Usage

71 X Meter Constant of 384 = 27264 Billed Usage

Max Off-Peak Demand: 115.2 kW

Max On-Peak Demand: 120.6 kW

Monthly kWh Use - On Peak

Jan	Feb	Mar	Apr	May	Jun	Jul
14976	13440	14976	16512	16128	19968	21120
Aug	Sep	Oct	Nov	Dec	Jan	
18816	20736	18432	16512	14208	13056	

Monthly kWh Use - Off Peak

Jan	Feb	Mar	Apr	May	Jun	Jul
34944	32256	36864	34176	32640	37632	36096
Aug	Sep	Oct	Nov	Dec	Jan	
31488	35712	32640	29568	30336	27264	

Contact Information

Emergency: 800-286-2000

www.eversource.com

BusinessCenterCT@eversource.com

Pay by Phone: 888-783-6618

Customer Service: 888-783-6617

Payment will be sent to bank
for processing on 01/30/22

\$6,961.60

Electric Account Summary

Amount Due On 01/04/22	\$7,807.56
Last Payment Received On 12/30/21	-\$7,807.56
Balance Forward	\$0.00
Current Charges/Credits	
Electric Supply Services	\$3,011.90
Delivery Services	\$3,513.04
Other Charges or Credits	\$436.66
Total Current Charges	\$6,961.60
Total Amount Due	\$6,961.60

Total Charges for Electricity

Supplier

DIRECT ENERGY BUSINESS

Service Reference: 047681009

Generation Srvc Chrg**	40320.00kWh X \$0.07470	\$3,011.90
Subtotal Supplier Services		\$3,011.90

Delivery

(DISTRIBUTION RATE: 037)

Service Reference: 047681009

Prod/Trans Dmd Chrg	120.60KW X \$4.72000	\$569.23
Trans Enrgy Chrg On-Pk	13056.00kWh X \$0.02980	\$389.07
Trans Enrgy Chrg Off-Pk	27264.00kWh X \$0.00669	\$182.40
Distr Cust Srvc Chrg		\$270.00
Distribution Dmd Chrg	188.90KW X \$8.69000	\$1,641.54
Electric Sys Improvements***	188.90KW X \$0.64000	\$120.90
Revenue Adj Mech On-Pk	13056.00kWh X \$0.00162	\$21.15
Revenue Adj Mech Off-Pk	27264.00kWh X \$0.00162	\$44.17
Isaias Penalty & Settlement	40320.00kWh X \$-0.01244	-\$501.58
Prod/Trans CTA Dmd Chrg	120.60KW X \$-0.42000	-\$50.65
FMCC Delivery Chrg On-Pk	13056.00kWh X \$0.02893	\$377.71
FMCC Delivery Chrg Off-Pk	27264.00kWh X \$0.00649	\$176.94

CE_220107PROD.TXT

Explanation of your charges

*The Combined Public Benefits Charge represents a combination of three charges formerly known as: Conservation and Load Mgmt Charge, Renewable Energy Investment Charge, and Systems Benefits Charge. This charge also includes the Conservation Adjustment Mechanism approved by the Public Utilities Regulatory Authority in Docket No. 13-11-14.

**Effective January 1, 2007, the Generation Services Charge (GSC) and the Bypassable Federally Mandated Congestion Charge (BFMCC) have been combined into the "GSC Charge" listed in the Supplier Services section of your bill. The GSC reflects all of the cost of procuring energy from Eversource wholesale suppliers. The BFMCC portion of this line item is -\$0.0009 / kWh. If you multiply this BFMCC rate by the number of kWhs on your bill, you can calculate the dollar amount associated with the BFMCC.

***Electric System Improvements: Recovers company investments that protect, strengthen or modernize the electric grid.



Account Number: 5139 228 7017

Customer name key: WEST

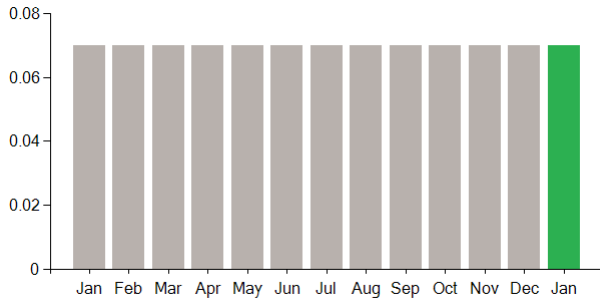
Statement Date: 01/07/22

Service Provided To:
WEST AVENUE REAL ESTATE LLC

Continued from previous page...

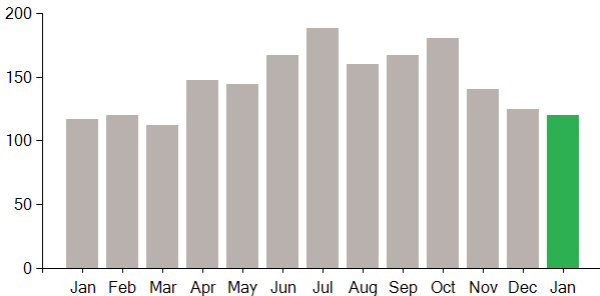
Supply Rate

Dollars / kWh



Demand Profile

Max. Demand



Important Messages About Your Account

Please note: Payment processes differ for each bank. Therefore, it may take longer than the date that appears on your bill for the funds to be deducted from your bank account.

Thank you for your payments during 2021. We look forward to serving you in 2022.

The "Isaias Penalty & Settlement" line item on your bill includes a performance penalty assessed by the Public Utilities Regulatory Authority ("PURA") related to Tropical Storm Isaias and a credit filed in a settlement agreement the Company reached with the Connecticut Department of Energy and Environmental Protection ("DEEP"), Office of the Attorney General ("AG"), Office of Consumer Counsel ("OCC"), the Connecticut Industrial Energy Consumers ("CIEC") and approved by PURA.

The "Isaias Penalty & Settlement" Credit Will be \$0.01244 per kilowatt hour

Payment will be sent to bank
for processing on 01/30/22

\$6,961.60

Continued from previous page...

Comb Public Benefit Chrg*	40320.00kWh X \$0.00675	\$272.16
Subtotal Delivery Services		\$3,513.04
Total Cost of Electricity		\$6,524.94

Other Charges or Credits

6.35% CT Sales Tax after Exemption of \$150.00

CT Sales Tax Supplier	\$191.26
CT Sales Tax Delivery	\$245.40
Subtotal Other Charges or Credits	\$436.66

Total Current Charges **\$6,961.60**



Account Number: **5139 228 7017**

Customer name key: WEST

Statement Date: 01/07/22

Service Provided To:
WEST AVENUE REAL ESTATE LLC

Payment will be sent to bank
for processing on 01/30/22

\$6,961.60

Continued from previous page...

effective December 1, 2021 through January 31, 2022 and will be prorated
based on usage during that period.