



Account Number: **5139 228 7017**

Statement Date: 12/08/22

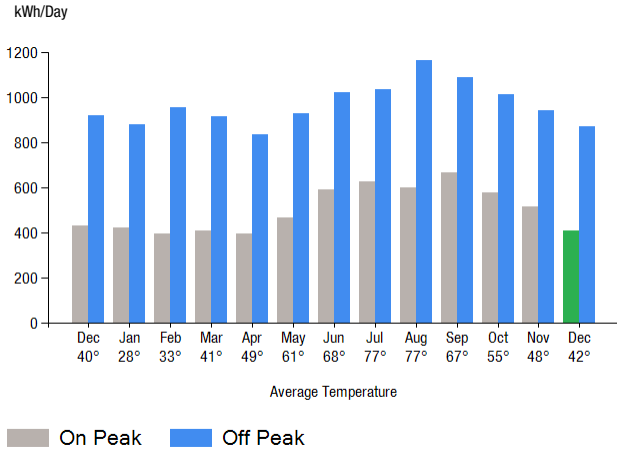
Service Provided To:  
WEST AVENUE REAL ESTATE LLC

Payment will be sent to bank  
for processing on 12/31/22

**\$7,599.55**

Amount Due On 12/05/22	\$7,654.79
Last Payment Received On 11/30/22	-\$7,654.79
Balance Forward	\$0.00
Total Current Charges	\$7,599.55

### Electric Usage History - Kilowatt Hours (kWh)



### Current Charges for Electricity

#### Supply

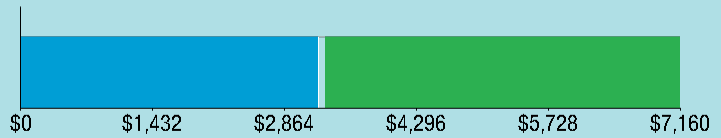
**\$3,235.58**

Cost of electricity from DIRECT  
ENERGY BUSINESS, LLC

#### Delivery

**\$3,919.17**

Cost to deliver electricity  
from Eversource



#### Your electric supplier is

DIRECT ENERGY BUSINESS, LLC  
1001 LIBERTY AVE  
PITTSBURGH PA 15222-3714  
888-925-9115

### News For You

We know you count on us every day for the energy you need to keep warm. We offer programs to help you manage your energy bills. If you or someone you know is struggling to keep up with energy bills, even if you never have before, connect with us to get assistance. There is a plan for everyone. Visit [Eversource.com/billhelp](https://Eversource.com/billhelp).

Remit Payment To: Eversource, PO Box 56002, Boston, MA 02205-6002

CE\_221208PROD.TXT



Account Number: **5139 228 7017**

Non-residential and residential non-hardship customers may be subject to a 1.00% late payment charge if the "Total Amount Due" is not received by 01/05/23.

Please make your check payable to Eversource and consider adding \$1 for Operation Fuel.

To add more or make a payment today, visit [Eversource.com](https://Eversource.com). If mailing, please allow up to 5 business days to post.

Payment will be sent to bank  
for processing on 12/31/22

**\$7,599.55**

**Amount Enclosed**

WEST AVENUE REAL ESTATE LLC  
C/O NEIP  
STE 2007  
470 WEST AVE  
STAMFORD CT 06902-6359

Eversource  
PO Box 56002  
Boston, MA 02205-6002

5139228701745 0007599550 0007599550



Account Number: **5139 228 7017**

Customer name key: WEST

Statement Date: 12/08/22

Service Provided To:  
WEST AVENUE REAL ESTATE LLC

Svc Addr: 470 WEST AVE  
STAMFORD CT 06902

Serv Ref: 047681009 Bill Cycle: 05  
Service from 11/04/22 - 12/07/22 33 Days  
Next read date on or about: Jan 09, 2023

Meter Number	Current Read	Previous Read	Current Usage	Reading Type
081230381	1616	1581	35	On Peak
081230381	3217	3142	75	Off Peak

Total Demand Use = 164.40 kW

35 X Meter Constant of 384 = 13440 Billed Usage

75 X Meter Constant of 384 = 28800 Billed Usage

Max Off-Peak Demand: 164.4 kW

Max On-Peak Demand: 162.8 kW

#### Monthly kWh Use - On Peak

Dec	Jan	Feb	Mar	Apr	May	Jun
14208	13056	12288	11904	11520	15360	17664
Jul	Aug	Sep	Oct	Nov	Dec	
18816	19200	19968	16128	14976	13440	

#### Monthly kWh Use - Off Peak

Dec	Jan	Feb	Mar	Apr	May	Jun
30336	27264	29568	26496	24192	30720	30720
Jul	Aug	Sep	Oct	Nov	Dec	
31104	37248	32640	28416	27264	28800	

#### Contact Information

Emergency: 800-286-2000

www.eversource.com

Pay by Phone: 888-783-6618

Customer Service: 888-783-6617

Payment will be sent to bank  
for processing on 12/31/22

**\$7,599.55**

#### Electric Account Summary

Amount Due On 12/05/22	\$7,654.79
Last Payment Received On 11/30/22	-\$7,654.79
Balance Forward	\$0.00
Current Charges/Credits	
Electric Supply Services	\$3,235.58
Delivery Services	\$3,919.17
Other Charges or Credits	\$444.80
Total Current Charges	\$7,599.55
<b>Total Amount Due</b>	<b>\$7,599.55</b>

#### Total Charges for Electricity

#### Supplier

DIRECT ENERGY BUSINESS

Service Reference: 047681009

Generation Srvc Chrg**	42240.00kWh X \$0.07660	\$3,235.58
Subtotal Supplier Services		\$3,235.58

#### Delivery

(DISTRIBUTION RATE: 037)

Service Reference: 047681009

Prod/Trans Dmd Chrg	162.80KW X \$5.32000	\$866.10
Trans Enrgy Chrg On-Pk	13440.00kWh X \$0.03359	\$451.45
Trans Enrgy Chrg Off-Pk	28800.00kWh X \$0.00754	\$217.15
Distr Cust Srvc Chrg		\$270.00
Distribution Dmd Chrg	180.10KW X \$8.69000	\$1,565.07
Electric Sys Improvements***	180.10KW X \$1.09000	\$196.31
Revenue Adj Mech On-Pk	13440.00kWh X \$0.00192	\$25.80
Revenue Adj Mech Off-Pk	28800.00kWh X \$0.00192	\$55.30
Prod/Trans CTA Dmd Chrg	162.80KW X \$-0.13000	-\$21.16
Comb Public Benefit Chrg*	42240.00kWh X \$0.00694	\$293.15
Subtotal Delivery Services		\$3,919.17
<b>Total Cost of Electricity</b>		<b>\$7,154.75</b>

CE\_221208PROD.TXT

\*The Combined Public Benefits Charge represents a combination of three charges formerly known as: Conservation and Load Mgmt Charge, Renewable Energy Investment Charge, and Systems Benefits Charge. This charge also includes the Conservation Adjustment Mechanism approved by the Public Utilities Regulatory Authority in Docket No. 13-11-14.

\*\*Effective January 1, 2007, the Generation Services Charge (GSC) and the Bypassable Federally Mandated Congestion Charge (BFMCC) have been combined into the "GSC Charge" listed in the Supplier Services section of your bill. The GSC reflects all of the cost of procuring energy from Eversource wholesale suppliers. The BFMCC portion of this line item is -\$0.0014 / kWh. If you multiply this BFMCC rate by the number of kWhs on your bill, you can calculate the dollar amount associated with the BFMCC.

\*\*\*Electric System Improvements: Recovers company investments that protect, strengthen or modernize the electric grid.



Account Number: 5139 228 7017

Customer name key: WEST

Statement Date: 12/08/22

Service Provided To:  
WEST AVENUE REAL ESTATE LLC

Payment will be sent to bank  
for processing on 12/31/22

**\$7,599.55**

Continued from previous page...

#### Other Charges or Credits

6.35% CT Sales Tax after Exemption of \$150.00

CT Sales Tax Supplier \$205.46

CT Sales Tax Delivery \$239.34

Subtotal Other Charges or Credits \$444.80

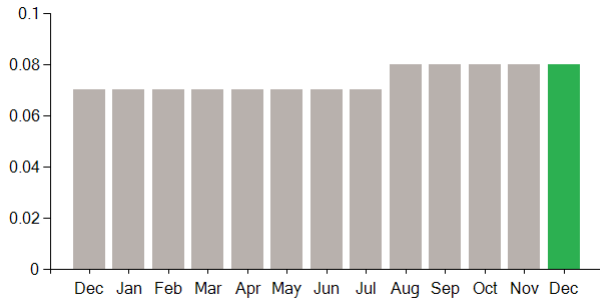
#### Total Current Charges

**\$7,599.55**

Continued from previous page...

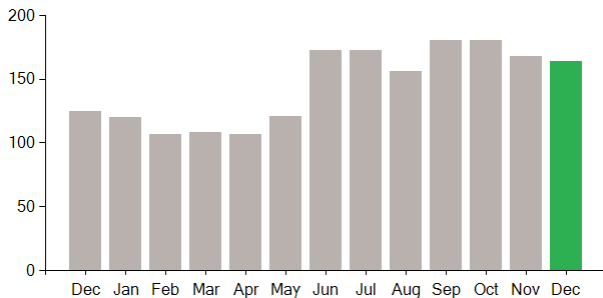
#### Supply Rate

Dollars / kWh



#### Demand Profile

Max. Demand



#### Important Messages About Your Account

Please note: Payment processes differ for each bank. Therefore, it may take longer than the date that appears on your bill for the funds to be deducted from your bank account.

Please note: Payment processes differ for each bank. Therefore, it may take longer than the date that appears on your bill for the funds to be deducted from your bank account.