



Account Number: **5139 228 7017**

Statement Date: 10/06/21

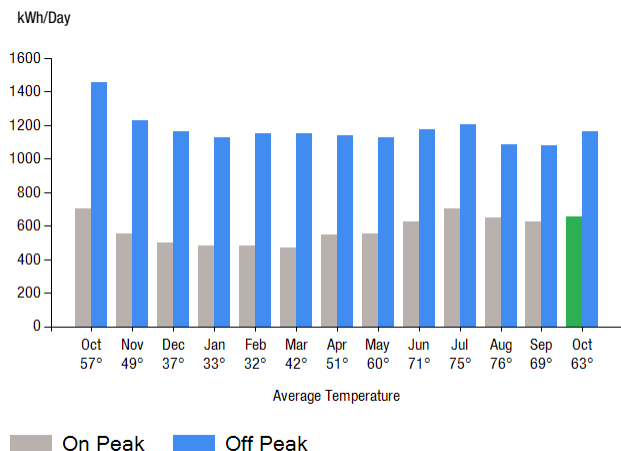
Service Provided To:
WEST AVENUE REAL ESTATE LLC

Payment will be sent to bank
for processing on 10/29/21

\$8,872.40

Amount Due On 10/06/21	\$9,500.23
Last Payment Received On 10/01/21	-\$9,500.23
Balance Forward	\$0.00
Total Current Charges	\$8,872.40

Electric Usage History - Kilowatt Hours (kWh)



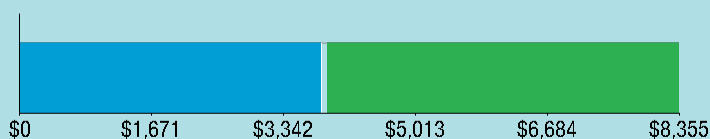
Current Charges for Electricity

Supply
\$3,815.08

Cost of electricity from DIRECT
ENERGY BUSINESS, LLC

Delivery
\$4,532.25

Cost to deliver electricity
from Eversource



Your electric supplier is

DIRECT ENERGY BUSINESS, LLC
1001 LIBERTY AVE
PITTSBURGH PA 15222-3714
888-925-9115

News For You

On October 1, adjustments to the Delivery portion of your electric bill take effect. These adjustments cover costs associated with building and maintaining a reliable electric system. For more information, visit Eversource.com/understand-my-bill. Our energy efficiency solutions can also help you lower your energy use and bill. Visit Eversource.com/home-savings to see how.

Remit Payment To: Eversource, PO Box 56002, Boston, MA 02205-6002

CE_211006PROD.TXT



Account Number: **5139 228 7017**

Please make your check payable to Eversource and consider adding \$1 for Operation Fuel.

To add more or make a payment today, visit Eversource.com. If mailing, please allow up to 5 business days to post.

Payment will be sent to bank
for processing on 10/29/21

\$8,872.40

Amount Enclosed

WEST AVENUE REAL ESTATE LLC
C/O NEIP
STE 2007
470 WEST AVE
STAMFORD CT 06902-6359

Eversource
PO Box 56002
Boston, MA 02205-6002

5139228701745 0008872409 0008872409



Account Number: **5139 228 7017**

Customer name key: WEST

Statement Date: 10/06/21

Service Provided To:
WEST AVENUE REAL ESTATE LLC

Svc Addr: 470 WEST AVE
STAMFORD CT 06902

Serv Ref: 047681009 Bill Cycle: 05
Service from 09/08/21 - 10/06/21 28 Days
Next read date on or about: Nov 04, 2021

Meter Number	Current Read	Previous Read	Current Usage	Reading Type
081230381	1056	1008	48	On Peak
081230381	2138	2053	85	Off Peak

Total Demand Use = 180.50 kW

48 X Meter Constant of 384 = 18432 Billed Usage

85 X Meter Constant of 384 = 32640 Billed Usage

Max Off-Peak Demand: 180.5 kW

Max On-Peak Demand: 175.5 kW

Monthly kWh Use - On Peak

Oct	Nov	Dec	Jan	Feb	Mar	Apr
20352	16128	16512	14976	13440	14976	16512
May	Jun	Jul	Aug	Sep	Oct	
16128	19968	21120	18816	20736	18432	

Monthly kWh Use - Off Peak

Oct	Nov	Dec	Jan	Feb	Mar	Apr
42240	35712	38400	34944	32256	36864	34176
May	Jun	Jul	Aug	Sep	Oct	
32640	37632	36096	31488	35712	32640	

Contact Information

Emergency: 800-286-2000

www.eversource.com

BusinessCenterCT@eversource.com

Pay by Phone: 888-783-6618

Customer Service: 888-783-6617

Payment will be sent to bank
for processing on 10/29/21

\$8,872.40

Electric Account Summary

Amount Due On 10/06/21	\$9,500.23
Last Payment Received On 10/01/21	-\$9,500.23
Balance Forward	\$0.00
Current Charges/Credits	
Electric Supply Services	\$3,815.08
Delivery Services	\$4,532.25
Other Charges or Credits	\$525.07
Total Current Charges	\$8,872.40
Total Amount Due	\$8,872.40

Total Charges for Electricity

Supplier

DIRECT ENERGY BUSINESS

Service Reference: 047681009

Allocated for 09/08/21 to 09/30/21

Generation Svc Chrg** 40127.20kWh X \$0.07470 \$2,997.50

Allocated for 09/30/21 to 10/06/21

Generation Svc Chrg** 10944.80kWh X \$0.07470 \$817.58

Subtotal Supplier Services \$3,815.08

Delivery

(DISTRIBUTION RATE: 037)

Service Reference: 047681009

Allocated for 09/08/21 to 09/30/21

Prod/Trans Dmd Chrg 175.50KW X \$4.50000 X 0.78570 \$620.51

Trans Enrgy Chrg On-Pk 14482.00kWh X \$0.02842 \$411.58

Trans Enrgy Chrg Off-Pk 25645.20kWh X \$0.00637 \$163.36

Distr Cust Svc Chrg \$270.0000 X 0.78570 \$212.14

Electric Sys Improvements*** 188.90KW X \$0.64000 X 0.78570 \$94.99

Distribution Dmd Chrg 188.90KW X \$8.69000 X 0.78570 \$1,289.76

TS Isaias Performance Penalty 40127.20kWh X \$-0.00140 -\$56.18

Prod/Trans CTA Dmd Chrg 175.50KW X \$-0.42000 X 0.78570 -\$57.91

CE_211006PROD.TXT

Explanation of your charges

*The Combined Public Benefits Charge represents a combination of three charges formerly known as: Conservation and Load Mgmt Charge, Renewable Energy Investment Charge, and Systems Benefits Charge. This charge also includes the Conservation Adjustment Mechanism approved by the Public Utilities Regulatory Authority in Docket No. 13-11-14.

**Effective January 1, 2007, the Generation Services Charge (GSC) and the Bypassable Federally Mandated Congestion Charge (BFMCC) have been combined into the "GSC Charge" listed in the Supplier Services section of your bill. The GSC reflects all of the cost of procuring energy from Eversource wholesale suppliers. The BFMCC portion of this line item is -\$0.0008 / kWh. If you multiply this BFMCC rate by the number of kWhs on your bill, you can calculate the dollar amount associated with the BFMCC.

***Electric System Improvements: Recovers company investments that protect, strengthen or modernize the electric grid.

EVERSOURCE

Account Number: **5139 228 7017**

Customer name key: WEST

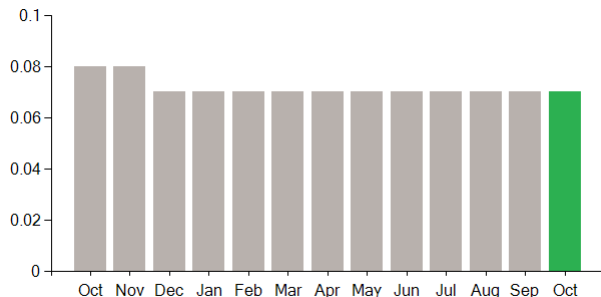
Statement Date: **10/06/21**

Service Provided To:
WEST AVENUE REAL ESTATE LLC

Continued from previous page...

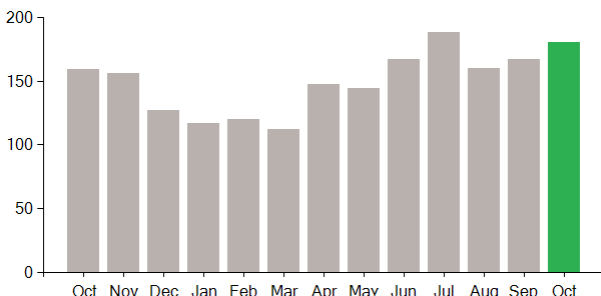
Supply Rate

Dollars / kWh



Demand Profile

Max. Demand



Important Messages About Your Account

Please note: Payment processes differ for each bank. Therefore, it may take longer than the date that appears on your bill for the funds to be deducted from your bank account.

Because the billing period spans a change in the rates, your usage has been calculated partly on the old rate and partly on the new rate.

Payment will be sent to bank
for processing on 10/29/21

\$8,872.40

Continued from previous page...

FMCC Delivery Chrg On-Pk	14482.00kWh X \$0.02893	\$418.96
FMCC Delivery Chrg Off-Pk	25645.20kWh X \$0.00649	\$166.44
Comb Public Benefit Chrg*	40127.20kWh X \$0.00675	\$270.86

Allocated for 09/30/21 to 10/06/21

Prod/Trans Dmd Chrg	175.50KW X \$4.72000 X 0.21430	\$177.52
Trans Enrgy Chrg On-Pk	3950.00kWh X \$0.02980	\$117.71
Trans Enrgy Chrg Off-Pk	6994.80kWh X \$0.00669	\$46.80
Distr Cust Srvc Chrg	\$270.0000 X 0.21430	\$57.86
Electric Sys Improvements***	188.90KW X \$0.64000 X 0.21430	\$25.91
Distribution Dmd Chrg	188.90KW X \$8.69000 X 0.21430	\$351.78
Revenue Adj Mech On-Pk	3950.00kWh X \$0.00162	\$6.40
Revenue Adj Mech Off-Pk	6994.80kWh X \$0.00162	\$11.33
TS Isaias Performance Penalty	10944.80kWh X \$-0.00140	-\$15.32
Prod/Trans CTA Dmd Chrg	175.50KW X \$-0.42000 X 0.21430	-\$15.80
FMCC Delivery Chrg On-Pk	3950.00kWh X \$0.02893	\$114.27
FMCC Delivery Chrg Off-Pk	6994.80kWh X \$0.00649	\$45.40
Comb Public Benefit Chrg*	10944.80kWh X \$0.00675	\$73.88

Subtotal Delivery Services **\$4,532.25**

Total Cost of Electricity \$8,347.33

Other Charges or Credits

6.35% CT Sales Tax after Exemption of \$150.00

CT Sales Tax Supplier **\$242.26**

CT Sales Tax Delivery **\$282.81**

Subtotal Other Charges or Credits **\$525.07**

Total Current Charges

\$8,872.40