



Account Number: **5139 228 7017**

Statement Date: 09/08/22

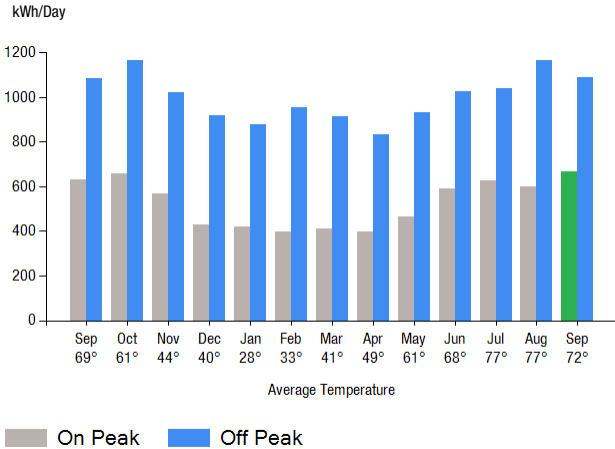
Service Provided To:  
WEST AVENUE REAL ESTATE LLC

Payment will be sent to bank  
for processing on 10/01/22

**\$9,388.94**

Amount Due On 09/06/22	\$9,727.48
Last Payment Received On 09/01/22	-\$9,727.48
Balance Forward	\$0.00
Total Current Charges	\$9,388.94

### Electric Usage History - Kilowatt Hours (kWh)



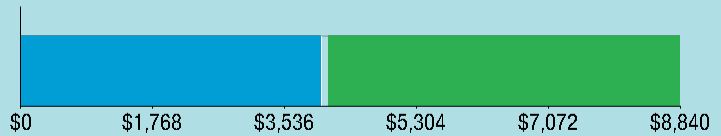
### Current Charges for Electricity

**Supply**  
**\$4,029.77**

Cost of electricity from DIRECT  
ENERGY BUSINESS, LLC

**Delivery**  
**\$4,804.30**

Cost to deliver electricity  
from Eversource



#### Your electric supplier is

DIRECT ENERGY BUSINESS, LLC  
1001 LIBERTY AVE  
PITTSBURGH PA 15222-3714  
888-925-9115

### News For You

Many Americans are facing challenging times, and no one wants to see rising energy bills. Right now, the increased cost of natural gas is having the largest impact on bills and that may continue. We encourage you to take action to prepare for the winter – and potentially higher energy prices – ahead. For help with your energy bill and ways to lower your energy use visit [Eversource.com/winter-bill](https://www.eversource.com/winter-bill).

Remit Payment To: Eversource, PO Box 56002, Boston, MA 02205-6002

CE\_220908PROD.TXT



Account Number: **5139 228 7017**

Non-residential and residential non-hardship customers may be subject to a 1.00% late payment charge if the "Total Amount Due" is not received by 10/06/22.

Please make your check payable to Eversource and consider adding \$1 for Operation Fuel.

To add more or make a payment today, visit [Eversource.com](https://www.eversource.com). If mailing, please allow up to 5 business days to post.

Payment will be sent to bank  
for processing on 10/01/22

**\$9,388.94**

**Amount Enclosed**

WEST AVENUE REAL ESTATE LLC  
C/O NEIP  
STE 2007  
470 WEST AVE  
STAMFORD CT 06902-6359

Eversource  
PO Box 56002  
Boston, MA 02205-6002

5139228701745 0009388941 0009388941

# EVERSOURCE

Account Number: **5139 228 7017**

Customer name key: WEST

Statement Date: 09/08/22

Service Provided To:  
WEST AVENUE REAL ESTATE LLC

Svc Addr: 470 WEST AVE  
STAMFORD CT 06902

Serv Ref: 047681009 Bill Cycle: 05  
Service from 08/09/22 - 09/08/22 30 Days  
Next read date on or about: Oct 06, 2022

Meter Number	Current Read	Previous Read	Current Usage	Reading Type
081230381	1500	1448	52	On Peak
081230381	2997	2912	85	Off Peak

Total Demand Use = 180.10 kW

52 X Meter Constant of 384 = 19968 Billed Usage

85 X Meter Constant of 384 = 32640 Billed Usage

Max Off-Peak Demand: 180.1 kW

Max On-Peak Demand: 179.3 kW

## Monthly kWh Use - On Peak

Sep	Oct	Nov	Dec	Jan	Feb	Mar
20736	18432	16512	14208	13056	12288	11904
Apr	May	Jun	Jul	Aug	Sep	
11520	15360	17664	18816	19200	19968	

## Monthly kWh Use - Off Peak

Sep	Oct	Nov	Dec	Jan	Feb	Mar
35712	32640	29568	30336	27264	29568	26496
Apr	May	Jun	Jul	Aug	Sep	
24192	30720	30720	31104	37248	32640	

## Contact Information

Emergency: 800-286-2000

www.eversource.com

Pay by Phone: 888-783-6618

Customer Service: 888-783-6617

Payment will be sent to bank  
for processing on 10/01/22

**\$9,388.94**

## Electric Account Summary

Amount Due On 09/06/22	\$9,727.48
Last Payment Received On 09/01/22	-\$9,727.48
Balance Forward	\$0.00
Current Charges/Credits	
Electric Supply Services	\$4,029.77
Delivery Services	\$4,804.30
Other Charges or Credits	\$554.87
Total Current Charges	\$9,388.94
<b>Total Amount Due</b>	<b>\$9,388.94</b>

## Total Charges for Electricity

## Supplier

DIRECT ENERGY BUSINESS

Service Reference: 047681009

Allocated for 08/09/22 to 08/31/22

Generation Svc Chrg\*\* 38577.40kWh X \$0.07660 \$2,955.03

Allocated for 08/31/22 to 09/08/22

Generation Svc Chrg\*\* 14030.60kWh X \$0.07660 \$1,074.74

Subtotal Supplier Services \$4,029.77

## Delivery

(DISTRIBUTION RATE: 037)

Service Reference: 047681009

Allocated for 08/09/22 to 08/31/22

Prod/Trans Dmd Chrg 179.30KW X \$5.32000 X 0.73330 \$699.48

Trans Enrgy Chrg On-Pk 14642.50kWh X \$0.03359 \$491.84

Trans Enrgy Chrg Off-Pk 23934.90kWh X \$0.00754 \$180.47

Distr Cust Svc Chrg \$270.0000 X 0.73330 \$197.99

Electric Sys Improvements\*\*\* 180.50KW X \$1.10000 X 0.73330 \$145.60

Distribution Dmd Chrg 180.50KW X \$8.69000 X 0.73330 \$1,150.21

Revenue Adj Mech On-Pk 14642.50kWh X \$0.00192 \$28.11

Revenue Adj Mech Off-Pk 23934.90kWh X \$0.00192 \$45.96

CE\_220908PROD.TXT

\*The Combined Public Benefits Charge represents a combination of three charges formerly known as: Conservation and Load Mgmt Charge, Renewable Energy Investment Charge, and Systems Benefits Charge. This charge also includes the Conservation Adjustment Mechanism approved by the Public Utilities Regulatory Authority in Docket No. 13-11-14.

\*\*Effective January 1, 2007, the Generation Services Charge (GSC) and the Bypassable Federally Mandated Congestion Charge (BFMCC) have been combined into the "GSC Charge" listed in the Supplier Services section of your bill. The GSC reflects all of the cost of procuring energy from Eversource wholesale suppliers. The BFMCC portion of this line item is -\$0.0014 / kWh. If you multiply this BFMCC rate by the number of kWhs on your bill, you can calculate the dollar amount associated with the BFMCC.

\*\*\*Electric System Improvements: Recovers company investments that protect, strengthen or modernize the electric grid.



Account Number: 5139 228 7017

Customer name key: WEST

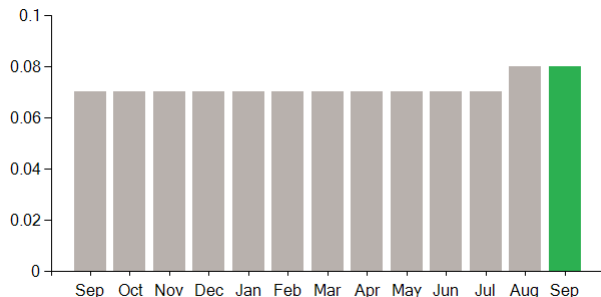
Statement Date: 09/08/22

Service Provided To:  
WEST AVENUE REAL ESTATE LLC

Continued from previous page...

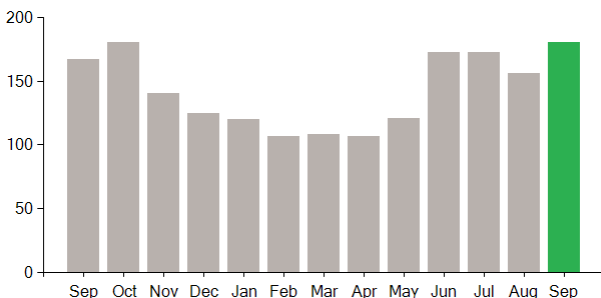
#### Supply Rate

Dollars / kWh



#### Demand Profile

Max. Demand



#### Important Messages About Your Account

Please note: Payment processes differ for each bank. Therefore, it may take longer than the date that appears on your bill for the funds to be deducted from your bank account.

Please note: Payment processes differ for each bank. Therefore, it may take longer than the date that appears on your bill for the funds to be deducted from your bank account.

Because the billing period spans a change in the rates, your usage has been calculated partly on the old rate and partly on the new rate.

Payment will be sent to bank  
for processing on 10/01/22

**\$9,388.94**

Continued from previous page...

TS Isaias Performance Penalty	38577.40kWh X \$-0.00140	-\$54.01
Prod/Trans CTA Dmd Chrg	179.30KW X \$-0.13000 X 0.73330	-\$17.09
FMCC Delivery Chrg On-Pk	14642.50kWh X \$0.02539	\$371.77
FMCC Delivery Chrg Off-Pk	23934.90kWh X \$0.00570	\$136.43
Comb Public Benefit Chrg*	38577.40kWh X \$0.00694	\$267.73

Allocated for 08/31/22 to 09/08/22

Prod/Trans Dmd Chrg	179.30KW X \$5.32000 X 0.26670	\$254.40
Trans Enrgy Chrg On-Pk	5325.50kWh X \$0.03359	\$178.88
Trans Enrgy Chrg Off-Pk	8705.10kWh X \$0.00754	\$65.64
Distr Cust Srvc Chrg	\$270.0000 X 0.26670	\$72.01
Electric Sys Improvements***	180.50KW X \$1.09000 X 0.26670	\$52.47
Distribution Dmd Chrg	180.50KW X \$8.69000 X 0.26670	\$418.33
Revenue Adj Mech On-Pk	5325.50kWh X \$0.00192	\$10.22
Revenue Adj Mech Off-Pk	8705.10kWh X \$0.00192	\$16.71
Prod/Trans CTA Dmd Chrg	179.30KW X \$-0.13000 X 0.26670	-\$6.22
Comb Public Benefit Chrg*	14030.60kWh X \$0.00694	\$97.37

Subtotal Delivery Services	\$4,804.30
----------------------------	------------

<b>Total Cost of Electricity</b>	<b>\$8,834.07</b>
----------------------------------	-------------------

#### Other Charges or Credits

6.35% CT Sales Tax after Exemption of \$150.00

CT Sales Tax Supplier	\$255.89
-----------------------	----------

CT Sales Tax Delivery	\$298.98
-----------------------	----------

Subtotal Other Charges or Credits	\$554.87
-----------------------------------	----------

<b>Total Current Charges</b>	<b>\$9,388.94</b>
------------------------------	-------------------