



Account Number: **5139 228 7017**

Statement Date: 09/08/21

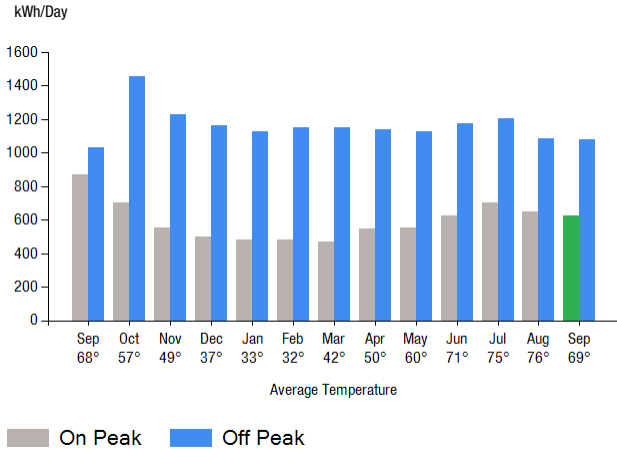
Service Provided To:
WEST AVENUE REAL ESTATE LLC

Payment will be sent to bank
for processing on 10/01/21

\$9,500.23

Amount Due On 09/03/21	\$9,063.26
Last Payment Received On 08/30/21	-\$9,063.26
Balance Forward	\$0.00
Total Current Charges	\$9,500.23

Electric Usage History - Kilowatt Hours (kWh)



Current Charges for Electricity

Supply

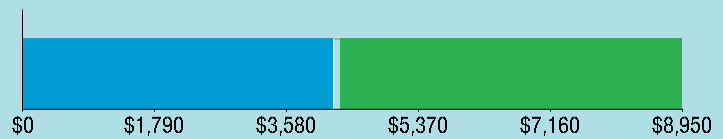
\$4,216.67

Cost of electricity from DIRECT
ENERGY BUSINESS, LLC

Delivery

\$4,724.13

Cost to deliver electricity
from Eversource



Your electric supplier is

DIRECT ENERGY BUSINESS, LLC
1001 LIBERTY AVE
PITTSBURGH PA 15222-3714
888-925-9115

News For You

Beginning this month, you will receive a bill credit as a result of the performance penalty assessed by the Public Utilities Regulatory Authority related to Tropical Storm Isaias. This credit is based on usage and varies by customer rate. For the typical residential customer using 700 kWh of electricity a month, the credit is about \$1 per month and will be in effect for 12 billing cycles. See 'TS Isaias Performance Penalty' on page 2 of your bill.

Remit Payment To: Eversource, PO Box 56002, Boston, MA 02205-6002

CE_210908PROD.TXT



Account Number: **5139 228 7017**

Please make your check payable to Eversource and consider adding \$1 for Operation Fuel.

To add more or make a payment today, visit Eversource.com. If mailing, please allow up to 5 business days to post.

Payment will be sent to bank
for processing on 10/01/21

\$9,500.23

Amount Enclosed

WEST AVENUE REAL ESTATE LLC
C/O NEIP
STE 2007
470 WEST AVE
STAMFORD CT 06902-6359

Eversource
PO Box 56002
Boston, MA 02205-6002

5139228701745 0009500239 0009500239



Account Number: 5139 228 7017

Customer name key: WEST

Statement Date: 09/08/21

Service Provided To:
WEST AVENUE REAL ESTATE LLC

Svc Addr: 470 WEST AVE
STAMFORD CT 06902

Serv Ref: 047681009 Bill Cycle: 05
Service from 08/06/21 - 09/08/21 33 Days
Next read date on or about: Oct 06, 2021

Meter Number	Current Read	Previous Read	Current Usage	Reading Type
081230381	1008	954	54	On Peak
081230381	2053	1960	93	Off Peak

Total Demand Use = 167.00 kW

54 X Meter Constant of 384 = 20736 Billed Usage

93 X Meter Constant of 384 = 35712 Billed Usage

Max Off-Peak Demand: 157.4 kW

Max On-Peak Demand: 167 kW

Monthly kWh Use - On Peak

Sep	Oct	Nov	Dec	Jan	Feb	Mar
19200	20352	16128	16512	14976	13440	14976
Apr	May	Jun	Jul	Aug	Sep	
16512	16128	19968	21120	18816	20736	

Monthly kWh Use - Off Peak

Sep	Oct	Nov	Dec	Jan	Feb	Mar
22656	42240	35712	38400	34944	32256	36864
Apr	May	Jun	Jul	Aug	Sep	
34176	32640	37632	36096	31488	35712	

Contact Information

Emergency: 800-286-2000

www.eversource.com

BusinessCenterCT@eversource.com

Pay by Phone: 888-783-6618

Customer Service: 888-783-6617

Payment will be sent to bank
for processing on 10/01/21

\$9,500.23

Electric Account Summary

Amount Due On 09/03/21	\$9,063.26
Last Payment Received On 08/30/21	-\$9,063.26
Balance Forward	\$0.00
Current Charges/Credits	
Electric Supply Services	\$4,216.67
Delivery Services	\$4,724.13
Other Charges or Credits	\$559.43
Total Current Charges	\$9,500.23
Total Amount Due	\$9,500.23

Total Charges for Electricity

Supplier

DIRECT ENERGY BUSINESS

Service Reference: 047681009

Generation Srvc Chrg**	56448.00kWh X \$0.07470	\$4,216.67
Subtotal Supplier Services		\$4,216.67

Delivery

(DISTRIBUTION RATE: 037)

Service Reference: 047681009

Prod/Trans Dmd Chrg	167.00KW X \$4.50000	\$751.50
Trans Enrgy Chrg On-Pk	20736.00kWh X \$0.02842	\$589.32
Trans Enrgy Chrg Off-Pk	35712.00kWh X \$0.00637	\$227.49
Distr Cust Srvc Chrg		\$270.00
Distribution Dmd Chrg	188.90KW X \$8.69000	\$1,641.54
Electric Sys Improvements***	188.90KW X \$0.64000	\$120.90
TS Isaias Performance Penalty	13684.40kWh X \$-0.00140	-\$19.16
Prod/Trans CTA Dmd Chrg	167.00KW X \$-0.42000	-\$70.14
FMCC Delivery Chrg On-Pk	20736.00kWh X \$0.02893	\$599.89
FMCC Delivery Chrg Off-Pk	35712.00kWh X \$0.00649	\$231.77
Comb Public Benefit Chrg*	56448.00kWh X \$0.00675	\$381.02
Subtotal Delivery Services		\$4,724.13

CE_210908PROD.TXT

Explanation of your charges

*The Combined Public Benefits Charge represents a combination of three charges formerly known as: Conservation and Load Mgmt Charge, Renewable Energy Investment Charge, and Systems Benefits Charge. This charge also includes the Conservation Adjustment Mechanism approved by the Public Utilities Regulatory Authority in Docket No. 13-11-14.

**Effective January 1, 2007, the Generation Services Charge (GSC) and the Bypassable Federally Mandated Congestion Charge (BFMCC) have been combined into the "GSC Charge" listed in the Supplier Services section of your bill. The GSC reflects all of the cost of procuring energy from Eversource wholesale suppliers. The BFMCC portion of this line item is -\$0.0008 / kWh. If you multiply this BFMCC rate by the number of kWhs on your bill, you can calculate the dollar amount associated with the BFMCC.

***Electric System Improvements: Recovers company investments that protect, strengthen or modernize the electric grid.



Account Number: 5139 228 7017

Customer name key: WEST

Statement Date: 09/08/21

Service Provided To:
WEST AVENUE REAL ESTATE LLC

Payment will be sent to bank
for processing on 10/01/21

\$9,500.23

Continued from previous page...

Total Cost of Electricity **\$8,940.80**

Other Charges or Credits

6.35% CT Sales Tax after Exemption of \$150.00

CT Sales Tax Supplier \$267.76

CT Sales Tax Delivery \$291.67

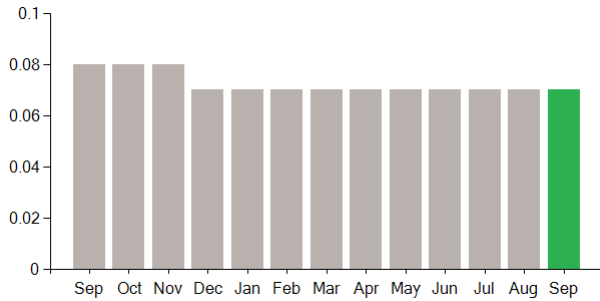
Subtotal Other Charges or Credits \$559.43

Total Current Charges **\$9,500.23**

Continued from previous page...

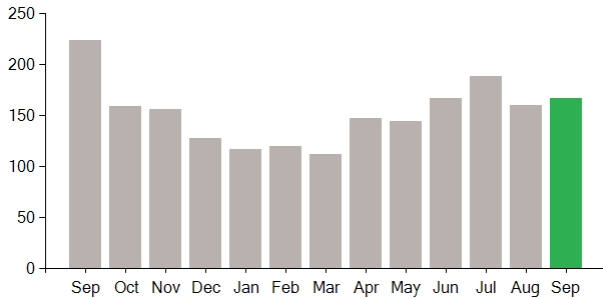
Supply Rate

Dollars / kWh



Demand Profile

Max. Demand



Important Messages About Your Account

Please note: Payment processes differ for each bank. Therefore, it may take longer than the date that appears on your bill for the funds to be deducted from your bank account.

Because the billing period spans a change in the rates, your usage has been calculated partly on the old rate and partly on the new rate.