

EVERSOURCE

Account Number: **5154 107 8077**

Statement Date: 08/17/20

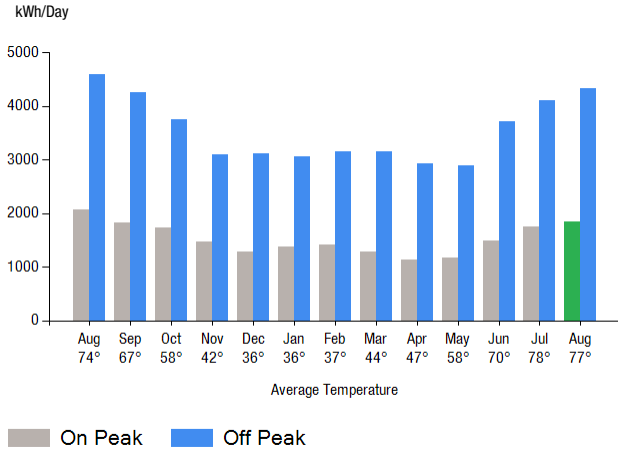
Service Provided To:
SUMMER STREET RSK LLC

Total Amount Due
by 09/14/20

\$30,442.67

Amount Due On 08/14/20	\$30,023.40
Last Payment Received On 07/29/20	-\$30,023.40
Balance Forward	\$0.00
Total Current Charges	\$30,442.67

Electric Usage History - Kilowatt Hours (kWh)



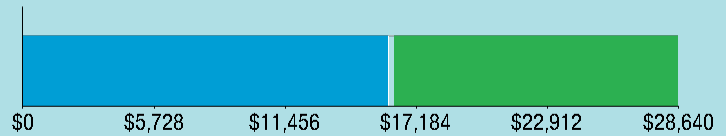
Current Charges for Electricity

Supply
\$15,969.96

Cost of electricity from ENGIE
RESOURCES

Delivery
\$12,663.98

Cost to deliver electricity
from Eversource



Your electric supplier is

ENGIE RESOURCES
O P O BOX 25237
LEHIGH VALLEY PA 18002-5237
WWW.ENGIERESOURCES.COM
888-232-6206

News For You

Your bill reflects the lower delivery rates that were in effect in June 2020. As a result of a decision from the Public Utilities Regulatory Authority (PURA), the July 1 rate adjustment has been temporarily suspended. We encourage all customers to look at their energy consumption during the ongoing pandemic and summer weather. For questions, or to learn more about ways to lower your energy use and bills, please contact us at 800-286-2000 or visit Eversource.com.

Remit Payment To: Eversource, PO Box 56002, Boston, MA 02205-6002

CE_200817PROD.TXT

EVERSOURCE

Account Number: **5154 107 8077**

Please make your check payable to Eversource and consider adding \$1 for Operation Fuel.

To add more or make a payment today, visit Eversource.com. If mailing, please allow up to 5 business days to post.

Total Amount Due
by 09/14/20

\$30,442.67

Amount Enclosed

SUMMER STREET RSK LLC
C/O NEIP
STE 2007
470 WEST AVE
STAMFORD CT 06902-6359

Eversource
PO Box 56002
Boston, MA 02205-6002

5154107807745 0030442676 0030442676

EVERSOURCE

Account Number: **5154 107 8077**

Customer name key: SUMM

Statement Date: 08/17/20

Service Provided To:
SUMMER STREET RSK LLC

Svc Addr: 600 SUMMER ST
STAMFORD CT 06901

Serv Ref: 059481005

Bill Cycle: 11

Service from 07/17/20 - 08/17/20

31 Days

Next read date on or about: Sep 16, 2020

Meter Number	Current Read	Previous Read	Current Usage	Reading Type
890965412	4870	4791	79	On Peak
890965412	11249	11063	186	Off Peak

Total Demand Use = 472.30 kW

79 X Meter Constant of 720 = 56880 Billed Usage

186 X Meter Constant of 720 = 133920 Billed Usage

Max Off-Peak Demand: 472.3 kW

Max On-Peak Demand: 435.6 kW

Max Off-Peak Demand: 537.1 kVA

Max On-Peak Demand: 495.4 kVA

Monthly kWh Use - On Peak

Aug	Sep	Oct	Nov	Dec	Jan	Feb
61920	58320	50400	42480	41040	42480	41040
Mar	Apr	May	Jun	Jul	Aug	
39600	33840	35280	47520	54000	56880	

Monthly kWh Use - Off Peak

Aug	Sep	Oct	Nov	Dec	Jan	Feb
137520	136080	108720	90000	99360	95040	91440
Mar	Apr	May	Jun	Jul	Aug	
97920	87840	86400	118800	127440	133920	

Total Amount Due
by 09/14/20

\$30,442.67

Electric Account Summary

Amount Due On 08/14/20	\$30,023.40
Last Payment Received On 07/29/20	-\$30,023.40
Balance Forward	\$0.00
Current Charges/Credits	
Electric Supply Services	\$15,969.96
Delivery Services	\$12,663.98
Other Charges or Credits	\$1,808.73
Total Current Charges	\$30,442.67
Total Amount Due	\$30,442.67

Total Charges for Electricity

Supplier

ENGIE RESOURCES, INC

Service Reference: 059481005

Generation Srvc Chrg**	190800.00kWh X \$0.08370	\$15,969.96
Subtotal Supplier Services		\$15,969.96

Delivery

(DISTRIBUTION RATE: 056)

Service Reference: 059481005

Prod/Trans Dmd Chrg	495.40KVA X \$7.83000	\$3,878.98
Distr Cust Srvc Chrg		\$350.00
Distribution Dmd Chrg	537.10KVA X \$8.06000	\$4,329.03
Electric Sys Improvements***	537.10KVA X \$0.41000	\$220.21
Revenue Adj Mech On-Pk	56880.00kWh X \$-0.00011	-\$6.26
Revenue Adj Mech Off-Pk	133920.00kWh X \$-0.00011	-\$14.73
Prod/Trans CTA Dmd Chrg	495.40KVA X \$-0.07000	-\$34.68
FMCC Delivery Chrg On-Pk	56880.00kWh X \$0.02902	\$1,650.66
FMCC Delivery Chrg Off-Pk	133920.00kWh X \$0.00642	\$859.77
Combined PBC - On-Pk*	56880.00kWh X \$0.00750	\$426.60
Combined PBC - Off-Pk*	133920.00kWh X \$0.00750	\$1,004.40
Subtotal Delivery Services		\$12,663.98
Total Cost of Electricity		\$28,633.94

CE_200817PROD.TXT

Explanation of your charges

*The Combined Public Benefits Charge represents a combination of three charges formerly know as: Conservation and Load Mgmt Charge, Renewable Energy Investment Charge, and Systems Benefits Charge. This charge also includes the Conservation Adjustment Mechanism approved by the Public Utilities Regulatory Authority in Docket No. 13-11-14.

**Effective January 1, 2007, the Generation Services Charge (GSC) and the Bypassable Federally Mandated Congestion Charge (BFMCC) have been combined into the "GSC Charge" listed in the Supplier Services section of your bill. The GSC reflects all of the cost of procuring energy from Eversource wholesale suppliers. The BFMCC portion of this line item is -\$0.00070 / kWh. If you multiply this BFMCC rate by the number of kWhs on your bill, you can calculate the dollar amount associated with the BFMCC.

***Electric System Improvements: Recovers company investments that protect, strengthen or modernize the electric grid.



Account Number: 5154 107 8077

Customer name key: SUMM

Statement Date: 08/17/20

Service Provided To:
SUMMER STREET RSK LLC

Continued from previous page...

Contact Information

Emergency: 800-286-2000

www.eversource.com

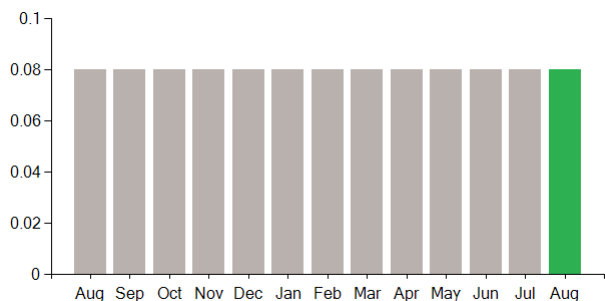
BusinessCenterCT@eversource.com

Pay by Phone: 888-783-6618

Customer Service: 888-783-6617

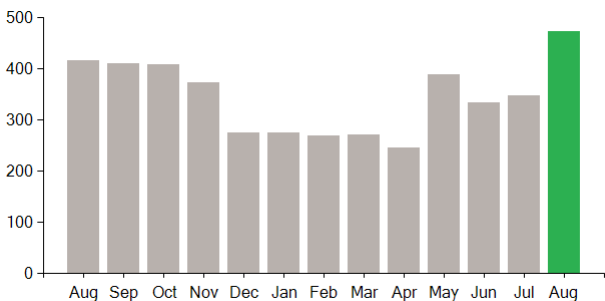
Supply Rate

Dollars / kWh



Demand Profile

Max. Demand



Important Messages About Your Account

Thank you for participating in the Online Bill and Payment Service.

Distribution Demand based on ratchet

Max KW vs Max KVA Ratio = $435.600/495.400=0.880$

Power Factor at Max KVA = $435.600/495.400=0.880$

Total Amount Due
by 09/14/20

\$30,442.67

Continued from previous page...

Other Charges or Credits

6.35% CT Sales Tax after Exemption of \$150.00

CT Sales Tax Supplier \$1,014.09

CT Sales Tax Delivery \$794.64

Subtotal Other Charges or Credits \$1,808.73

Total Current Charges

\$30,442.67