



Account Number: **5152 704 8078**

Statement Date: 05/13/22

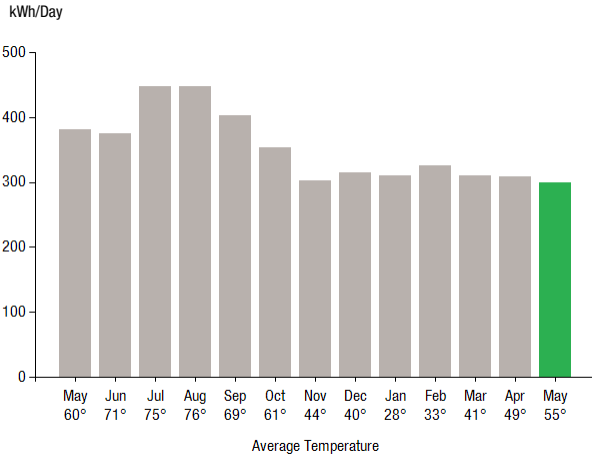
Service Provided To:
WILTON PROPERTIES RSK LLC

Payment will be sent to bank
for processing on 06/05/22

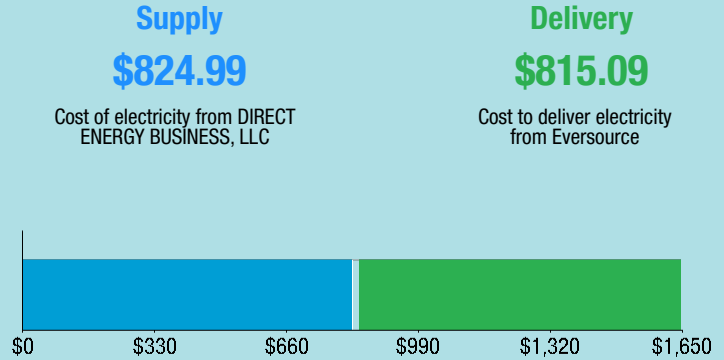
\$1,735.53

Amount Due On 05/11/22	\$1,646.90
Last Payment Received On 05/06/22	-\$1,646.90
Balance Forward	\$0.00
Total Current Charges	\$1,735.53

Electric Usage History - Kilowatt Hours (kWh)



Current Charges for Electricity



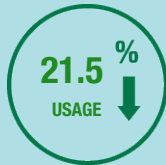
Your electric supplier is

DIRECT ENERGY BUSINESS, LLC
1001 LIBERTY AVE
PITTSBURGH PA 15222-3714
888-925-9115

Electric Usage Summary

This month your
average daily
electric use was
299.0 kWh

This month you used
21.5% less
than at the
same time last year



News For You

Eversource submitted a delivery rate increase to the Public Utilities Regulatory Authority that, if approved, will take effect May 1. This increase is driven by postponed costs from 2020 and 2021 to reduce economic strain on customers during the COVID-19 pandemic and costs for maintaining the safety and reliability of the electric system. An average residential customer's monthly bill increase is about \$3 or 1.7%. The impact will depend on the rate you're on and your energy use. For more information, visit [Eversource.com/understand-my-bill](https://www.eversource.com/understand-my-bill).

Remit Payment To: Eversource, PO Box 56002, Boston, MA 02205-6002

CE_220513PROD.TXT



Account Number: **5152 704 8078**

Non-residential customers may be subject to a 1.00% late payment charge if the "Total Amount Due" is not received by 06/10/22.

Please make your check payable to Eversource and consider adding \$1 for Operation Fuel.

To add more or make a payment today, visit [Eversource.com](https://www.eversource.com). If mailing, please allow up to 5 business days to post.

Payment will be sent to bank
for processing on 06/05/22

\$1,735.53

Amount Enclosed

WILTON PROPERTIES RSK LLC
C/O NE INVESTMENT PARTNERS
STE 2007
470 WEST AVE
STAMFORD CT 06902-6359

Eversource
PO Box 56002
Boston, MA 02205-6002

5152704807847 0001735534 0001735534

EVERSOURCE

Account Number: **5152 704 8078**

Customer name key: WILT

Statement Date: 05/13/22

Service Provided To:
WILTON PROPERTIES RSK LLC

Svc Addr: 59 DANBURY RD
WILTON CT 06897

Serv Ref: 412622000

Bill Cycle: 09

Service from 04/12/22 - 05/13/22

31 Days

Next read date on or about: Jun 14, 2022

Meter Number	Current Read	Previous Read	Current Usage	Reading Type
892333192	11985	11927	58	Actual

Total Demand Use = 25.80 kW

58 X Meter Constant of 160 = 9,280 Billed Usage

Monthly kWh Use

May	Jun	Jul	Aug	Sep	Oct	Nov
11040	12000	13440	12960	13280	10240	8480
Dec	Jan	Feb	Mar	Apr	May	
10400	9600	9440	9600	8960	9280	

Contact Information

Emergency: 800-286-2000

www.eversource.com

BusinessCenterCT@eversource.com

Pay by Phone: 888-783-6618

Customer Service: 888-783-6617

Payment will be sent to bank
for processing on 06/05/22

\$1,735.53

Electric Account Summary

Amount Due On 05/11/22	\$1,646.90
Last Payment Received On 05/06/22	-\$1,646.90
Balance Forward	\$0.00
Current Charges/Credits	
Electric Supply Services	\$824.99
Delivery Services	\$815.09
Other Charges or Credits	\$95.45
Total Current Charges	\$1,735.53
Total Amount Due	\$1,735.53

Total Charges for Electricity

Supplier

DIRECT ENERGY BUSINESS

Service Reference: 412622000

Allocated for 04/12/22 to 04/30/22

Generation Svc Chrg** 5387.90kWh X \$0.08890 \$478.98

Allocated for 04/30/22 to 05/13/22

Generation Svc Chrg** 3892.10kWh X \$0.08890 \$346.01

Subtotal Supplier Services \$824.99

Delivery

(DISTRIBUTION RATE: 030)

Service Reference: 412622000

Allocated for 04/12/22 to 04/30/22

Transmission Dmd Chrg 23.80KW X \$8.31000 X 0.58060 \$114.83

Distr Cust Svc Chrg \$44.0000 X 0.58060 \$25.55

Electric Sys Improvements*** 23.80KW X \$1.08000 X 0.58060 \$14.92

Distribution Dmd Chrg 23.80KW X \$14.22000 X 0.58060 \$196.50

Revenue Adj Mechanism 5387.90kWh X \$0.00162 \$8.73

TS Isaías Performance Penalty 5387.90kWh X \$-0.00140 -\$7.54

CTA Demand Chrg 23.80KW X \$-0.34000 X 0.58060 -\$4.70

FMCC Delivery Chrg 5387.90kWh X \$0.01412 \$76.08

CE_220513PROD.TXT

Explanation of your charges

*The Combined Public Benefits Charge represents a combination of three charges formerly known as: Conservation and Load Mgmt Charge, Renewable Energy Investment Charge, and Systems Benefits Charge. This charge also includes the Conservation Adjustment Mechanism approved by the Public Utilities Regulatory Authority in Docket No. 13-11-14.

**Effective January 1, 2007, the Generation Services Charge (GSC) and the Bypassable Federally Mandated Congestion Charge (BFMCC) have been combined into the "GSC Charge" listed in the Supplier Services section of your bill. The GSC reflects all of the cost of procuring energy from Eversource wholesale suppliers. The BFMCC portion of this line item is -\$0.0009 / kWh. If you multiply this BFMCC rate by the number of kWhs on your bill, you can calculate the dollar amount associated with the BFMCC.

***Electric System Improvements: Recovers company investments that protect, strengthen or modernize the electric grid.



Account Number: 5152 704 8078

Customer name key: WILT

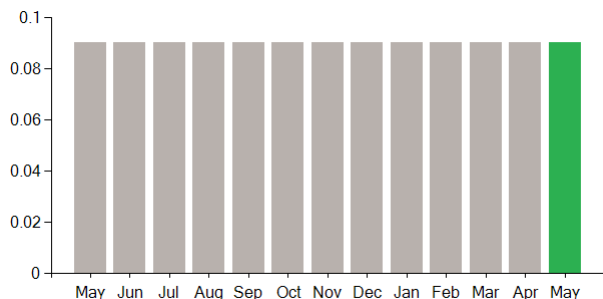
Statement Date: 05/13/22

Service Provided To:
WILTON PROPERTIES RSK LLC

Continued from previous page...

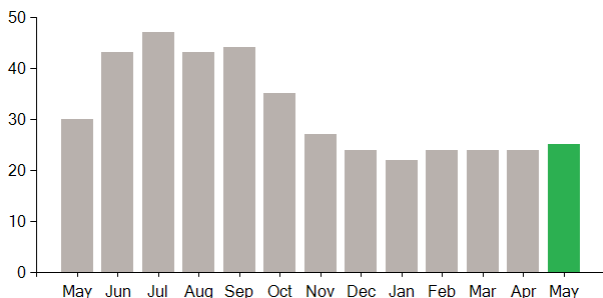
Supply Rate

Dollars / kWh



Demand Profile

Max. Demand



Important Messages About Your Account

Please note: Payment processes differ for each bank. Therefore, it may take longer than the date that appears on your bill for the funds to be deducted from your bank account.

Because the billing period spans a change in the rates, your usage has been calculated partly on the old rate and partly on the new rate.

Payment will be sent to bank
for processing on 06/05/22

\$1,735.53

Continued from previous page...

Comb Public Benefit Chrg*	5387.90kWh X \$0.00768	\$41.38
---------------------------	------------------------	---------

Allocated for 04/30/22 to 05/13/22

Transmission Dmd Chrg	23.80KW X \$9.36000 X 0.41940	\$93.43
-----------------------	-------------------------------	---------

Distr Cust Srvc Chrg	\$44.0000 X 0.41940	\$18.45
----------------------	---------------------	---------

Electric Sys Improvements***	23.80KW X \$1.87000 X 0.41940	\$18.67
------------------------------	-------------------------------	---------

Distribution Dmd Chrg	23.80KW X \$14.22000 X 0.41940	\$141.94
-----------------------	--------------------------------	----------

Revenue Adj Mechanism	3892.10kWh X \$0.00192	\$7.47
-----------------------	------------------------	--------

TS Isaias Performance Penalty	3892.10kWh X \$-0.00140	-\$5.45
-------------------------------	-------------------------	---------

CTA Demand Chrg	23.80KW X \$-0.11000 X 0.41940	-\$1.10
-----------------	--------------------------------	---------

FMCC Delivery Chrg	3892.10kWh X \$0.01231	\$47.91
--------------------	------------------------	---------

Comb Public Benefit Chrg*	3892.10kWh X \$0.00720	\$28.02
---------------------------	------------------------	---------

Subtotal Delivery Services		\$815.09
----------------------------	--	----------

Total Cost of Electricity		\$1,640.08
----------------------------------	--	-------------------

Other Charges or Credits

6.35% CT Sales Tax after Exemption of \$150.00

CT Sales Tax Supplier	\$52.39
-----------------------	---------

CT Sales Tax Delivery	\$43.06
-----------------------	---------

Subtotal Other Charges or Credits	\$95.45
-----------------------------------	---------

Total Current Charges	\$1,735.53
------------------------------	-------------------